




20
21

ANNUAL
REPORT



TRACING OUR HERITAGE SINCE 1920



CHANGING LIVES,
TRANSFORMING COMMUNITIES...

“I have no doubt at all in my mind, that true to her spirit, Fiji will once again prevail and overcome this current pandemic induced crisis”

Dilip Khatri - Chairman

VISION INVESTMENTS LIMITED



our VISION

We provide Outstanding Products and Quality Service to deliver the Best Value to our Customers.

our MISSION

Delighting our Customers.

our VALUES

Customer Focus

We delight our customers to build lifelong, loyal and rewarding relationships.

Challenger Spirit

We create a great work place, where our People are inspired to innovate and become the best they can be.

Personal Excellence

We take ownership to deliver on our commitments.

Team Work

We work together to achieve our common goals whilst valuing individual thought.

Integrity

We value honesty and integrity and ensure ethical standards guide us in our decision making.



CONTENTS

Chairman's Message	1-2
CEO's Review	3-6
Key Financial Results Summary	7-8
Consolidated Financial Statements	
Directors' Report	9-11
Directors' Declaration	12
Auditor's Independence Declaration	13
Independent Auditor's Report	14-20
Consolidated Statement of Profit or Loss and Other Comprehensive Income	21
Consolidated Statement of Financial Position	22
Consolidated Statement of Changes in Equity	23
Consolidated Statement of Cash Flows	24
Notes to and forming part of the Consolidated Financial Statements	25-60
Disclaimer on Unaudited supplementary information	61
Disclosure requirements of SPX	62-65
Corporate Governance Report	66-69
Corporate Governance	70-72
Meetings of Board & Subcommittees	73
Picture Gallery of Activities	74-82
Recognition of Long Service Staff	83
Corporate Directory	84





CHAIRMAN'S MESSAGE

I am pleased to present the Company's Annual Report and the Group Financial Statements for the year ended 31st March 2021. The Group Financial Statements include the financials of the fully owned subsidiary in Papua New Guinea, Vision Homecentres Limited.

I am penning this message two years in a row, at a time when the world is in the throes of a once-in-a-hundred years' pandemic crisis, that has wreaked havoc in global economies.

Fiji too has not been spared and severely impacted. Especially so, as more than one-third of the economy is dependent on the travel and tourism sectors, which are at a complete standstill. The resulting decline in economic activity, significantly reduced the operating results of the Group in the financial year under consideration.

With the onset of the pandemic early last year, early measures were taken to protect the welfare of our employees and to significantly reduce our operating costs. These timely measures helped us to mitigate the extent of the decline in the operating performance of the Group in the financial year.

Looking ahead, for businesses to recover -as indeed the Group's performance, the impact of the pandemic has to be overcome leading to the revival of economic activity. It is a universally held view, the only way to contain this pandemic is to build widespread or herd immunity against the COVID-19 virus through mass vaccination. The Fiji Government is pursuing this path and recently introduced legislation to make vaccinations compulsory for large sections of our population.

However in Fiji's case, simultaneous to reaching herd immunity, it is evidently clear that the key travel and tourism sectors too needs to reopen with increasing scale, for any meaningful economic revival. It is also clear that the relevant sectors would need to factor in the changing needs and sentiments of international holiday makers influenced by the pandemic and to take all necessary steps to build confidence in the key source markets. In other words, we need to see together with the containment of the pandemic, a steady increase in inbound visitors building to scale in the near to medium term. With recent action and announcements by Government, we are hopeful that this would begin to happen in the first to second quarter of next year. Therefore, based on this timeline and considering the second wave of COVID-19 infections currently being experienced in Fiji, the trading conditions would be even more difficult and challenging in the new financial year, which would adversely impact the operating results.

In PNG too, trading conditions were very difficult resulting in a significant loss, which included a one-off large restructuring cost. However, after a thorough review of the business, a restructure was done late in the financial year, which we are anticipating will lead to a significant improvement in the operating results in the new year.

Therefore, all things considered and despite the still many unknowns, we can anticipate recovery of the Group's performance from the financial year beginning 1st April 2022.

Details of the Group operations and commentary on the financial statements have been provided in the CEO's Review in this report.

During the year in November 2020, the major shareholder FNPF nominated Director Mr. Suliano Ramanu resigned his position. I take this opportunity to thank Mr. Ramanu for his insightful contributions to Board deliberations. In his place, effective 1st December 2020, Mr. Ashwin Pal was nominated to the Board. I welcome Mr. Pal to the Board and look forward to his contributions at the Board meetings.

The Board and Board subcommittees continue to discharge their roles with regular quarterly meetings. In recent times due to international travel restrictions and social distancing rules, meetings were conducted through video conferencing. The Board subcommittees continue to make strong contributions in enhancing the important areas of corporate governance, compliance, risk identification and mitigation and people development.

The Directors are carefully managing the dividend policy to balance the needs of the shareholders and the needs of the Group to have sufficient liquidity to manage the pandemic induced economic crisis for the foreseeable future.

Accordingly, after considering the half year operating results of the Group and the available cash reserves, on 27th November 2020 the Directors declared a 1st interim dividend of 2cents per share amounting to a dividend payment of \$2,075,388.50. Again on 30th June 2021, after considering the full year operating results and the status of cash reserves, the Directors declared a 2nd interim dividend of 2cents per ordinary share amounting to a further dividend payment of \$2,075,388.50. This aggregated to a total interim dividend payment thus far of 4cents per ordinary share totaling to \$4,150,777.00 out of the profits of the financial year under consideration. Depending on the economic conditions and trading outcomes post balance date, the Directors may make a final dividend payment recommendation for consideration by the shareholders at the next AGM of the Company.

Improving the Group's performance to pre-pandemic levels and beyond, is largely predicated on containing the pandemic and revival

of the Fiji economy. Fiji and its peoples have shown great resilience in the past bouncing back time and again from severe crises and adversities. I have no doubt at all in my mind, that true to her spirit, Fiji will once again prevail and overcome this current pandemic induced crisis. It is a question of time. Therefore, I am more than hopeful with stable macro-economic fundamentals and plans laid out by the Government as detailed in the CEO's Review, we would be successful and that the Group can start to improve its operating performance at pace, commencing from the financial year beginning 1st April 2022.

Finally, I would like to extend my grateful thanks to the Deputy Chairman Mr. Navin Patel and other colleagues on the Board and the Board subcommittees for their valuable contributions during what was a very difficult and challenging year. I also wish to acknowledge the sacrifice, resilience and agility of each and every member of our staff for discharging their responsibilities in these extraordinary times. I also extend my sincere thanks to our CEO, Mr. PL Munasinghe and the senior management team, for their steadfast steering of the Group operations in these dire times. Needless to say I also extend my heartfelt thanks to the continued support from our very loyal customer base and suppliers.



Dilip Khatri

CHAIRMAN

CEO'S REVIEW

It was a challenging year for the Group, as it was with most businesses in the region. The Group operations were impacted by the economic upheavals caused by the Coronavirus (COVID-19) pandemic.

Immediately with the onset of the pandemic, a raft of initiatives was taken by the Group to protect the health, safety and well-being of the employees and customers. These initiatives also included aggressive measures to reduce operating costs and to protect liquidity. The measures taken were successful and helped to forestall and arrest the extent of the significant decline in the Group's operating results for the year.

In June 2020 the Company celebrated its 100 years of trading in the region through its 2004 merger with Burns Philip, which first commenced trading in Fiji in 1920. This happily coincided with Fiji's 50th Independence Day anniversary celebrations.

FIJI OPERATIONS

The pandemic impacted almost all sectors of the economy. The travel and tourism sectors which accounts for 35%+ of the country's GDP is at a standstill. This economic upheaval resulted in loss of jobs and impaired incomes across many sectors of the economy, resulting in reduced consumer demand. Demand for discretionary goods such as high ticket home goods and automobiles marketed and promoted by the Company, were particularly impacted. The automotive operation of the Company suffered with the decline in the new vehicle market estimated in excess of 50%. The 14 days containment zone in Suva in April 2020 to contain the spread of the virus, further impacted sales, considering some of the major retail operations of the Company are based in the Greater Suva area.

Unfortunately, inclement weather also impacted operations, compounding what was already a difficult situation. The busiest Christmas trading period for the Company was severely compromised when the category 4 tropical cyclone Yasa made landfall on December 20th 2020, disrupting operations and forcing closure of our outlets. Few weeks later, tropical cyclone Ana, followed by tropical cyclone Harold made landfall in January 2021 and April 2021 respectively, causing further disruptions to operations. Intermingled with these events, were periods of depressions and heavy rain causing flooding, again forcing closure of our outlets in the affected parts of the country.

In July 2020, the Government reduced import duties on a range of white goods and motor vehicles with the intention that this would stimulate consumer demand and thus economic activity. These duty reductions took time to flow through to floor prices and unfortunately did not result in any significant uplift in consumer demand as anticipated. This may have been due to the depressed consumer demand induced by the pandemic. The exception was the imported used vehicle segment, which

experienced keen customer demand. It is observed that the favorable impact of these duty reductions are now being offset by significant increases in overseas supplier costs on the back of increasing commodity prices in world markets, significant increases in international freight costs and the increase in supply lead times and associated costs.

In August 2020, a fire completely destroyed the building housing the Courts store at the Nadi market. This disrupted the retail operations in the Nadi area. The landlord is reconstructing the building and we are hopeful to re-commence operations at this outlet later in the year.

In May 2020, the Courts outlet at Tebara Plaza Nakasi was remodeled as a LELO store offering a wide range of variety goods at attractive prices, providing exceptional value to our customers. Consideration will be given to rolling out LELO stores to other select centers in the future.

In March 2021, a new Courts and Sportsworld outlet was opened within the USP, Suva campus. We are excited at the prospect of serving the USP community. This outlet also offers international money transfer services for the convenience of the overseas students.

Some of the Company's consumer loan customers have been impacted by the ongoing economic crisis. The impacted customers are being assisted on a case by case basis with appropriate relief measures and guidance to meet their loan obligations. In line with prudence and applicable accounting standards, additional provisions were taken on loans considered impaired. In the year, an impairment provision of \$2.4million was taken in the income statement, which is a 52% increase over the previous year. This is despite the previous year also having included extra provisioning for pandemic impaired debts, as required by the accounting standards as part of adjustments for post balance date events at the time.

PAPUA NEW GUINEA (PNG) OPERATIONS

The Company's subsidiary in PNG continues to trade in very difficult conditions and made an operating loss of \$2.7million, which included a one-off restructuring cost of \$1.1million. In February 2021, the business was restructured to

focus exclusively on the trade business, promoting and marketing a number of exclusive global brands to the retail and commercial sectors in PNG. This will result in a much lower cost structure for the business, paving a path to a profitable operation in the years ahead. With the restructure, it is anticipated the operating results for the next financial year will be a significant improvement over the current year result.

GROUP FINANCIAL STATEMENTS

Taking the background provided in the above commentary, the Group posted a profit before tax of \$8.1million (2020: \$17.0million), on total revenue of \$139.5million (2020: \$181.6million). Earnings per share was 7cents per ordinary share, compared to 15cents per ordinary share last year.

The total shareholder equity increased 5% to \$101.1million. The change in equity statement reflects a prior period adjustment of \$3.3million, which largely relates to a system migration issue undertaken in a prior year, which resulted in an inventory overvaluation.

Due to the decline in economic and trading activity, although the hire purchase loan book reduced 13% to \$51.8million, the total provisioning for impaired debts in the balance sheet increased 27% to \$11.4million. This level of provisioning represents a prudent 19% of gross receivables and a direct reflection of the number of hire purchase customers impacted by the pandemic induced economic crisis.

Due to the reduced trading activity, inventory holdings too reduced 22% to \$54.2million.

With the reduction in working capital and the initiatives taken to manage liquidity, the resulting inflow of cash resulted in a reduction in the overdraft and bank borrowings. As a result, the Group's net debt reduced by 66% to \$17.9million. With the reduction in net debt, the Group's gearing ratio (ratio of net debt to total capital), reduced significantly to 15% compared to 35% in the previous year. When the economic conditions improve, these funds will be redrawn and reinvested in working capital, commensurate with the increase in trading activity.

Largely due to the reduction in inventory holdings and debtors, total assets reduced 12% to \$191.0million.

SHARE PRICE & DIVIDENDS

The Company share price in the SPX behaved erratically during the year from a high of \$4.70 per ordinary share to a low of \$3.54 per share, reflecting the investor sentiment in the current uncertain times. The share price movement was also possibly influenced by shareholders with small shareholdings hastily divesting their shares to recover cash during these financially constrained times.

Out of profits in the financial year, two interim dividend payments were made to the shareholders equivalent to 4 cents per ordinary share, totaling to a total dividend payment of \$4,150,777.00.

HELPING OUR COMMUNITY & SPONSORSHIPS

The Company as in prior years, continued in its commitment to social responsibility by extending sponsorship to many community based organizations across a wide range of endeavors. We also continued with our "Helping our Communities" program to help and assist disadvantaged communities and groups in our midst. Despite the many constraints we face at the current times, it is vital that we lend a helping hand to the communities we faithfully serve.

Deeply saddened by the widespread devastation caused by tropical cyclone Yasa on vulnerable and outlying communities that we serve, a donation of \$250,000 was made to the Prime Minister's Cyclone Yasa Relief Fund to provide much needed essential relief to those affected. Our thoughts and prayers are with all those affected by this and other climate driven events.

The Company continued its 21st consecutive year of sponsorship of the Courts IDC Football Tournament in October 2020. The Courts IDC is the oldest tournament in the Fiji FA sporting calendar, which celebrated its 82nd anniversary having first commenced in 1938. This tournament proved very popular and provided a welcome relief to the pandemic weary soccer loving public of Fiji.

OUTLOOK

Looking ahead, unfortunately the impact of the pandemic and the trading conditions have worsened post balance date. Prolonged containment zones and lockdowns in areas where the Company has its principal places of business, will impact future operating results. The degree of impact is uncertain due to the prevailing variables and uncertainties. Due to prudent action taken to shepherd cash reserves at the beginning of the pandemic crisis, the Company's liquidity is strong and sufficient to comfortably fund operations for the foreseeable future.

The RBF in its July 2021 press release, state that the economy after contracting 15.7% in 2020, is estimated to further contract by 4.1% in 2021. It further states, growth will rebound to 6.2% in 2022 and accelerate to 8% in 2023. These assessments are based on the fundamental assumption the country will reach herd immunity against the COVID-19 virus through vaccinations and that the international borders would reopen towards later part of 2022. At the date of this report, it is clear that the containment of the COVID-19 virus would be extremely difficult, due to the rapid community spread. We agree the economy needs to reopen as quickly as possible, to avoid long lasting fractures to the economy, household incomes and businesses both big and small. All our hopes are pinned on the basic belief of herd immunity against the virus to reopen the economy. With this in mind, the recent regulations by the Government to make vaccinations against COVID-19 compulsory in the formal sector and to receive Government assistance, offers a degree of certainty that the country could reach this herd immunity, hopefully by late this year. That is why it is so very important that all communities come together to support this vaccination drive. For our part we continue to run multimedia promotional campaigns, messaging the importance of vaccinations against the COVID-19 virus.

Sustaining economic activity and consumer demand is vital for the recovery of the economy and the continued well-being of the Group. The recent Government budget was constructed to meet the challenges posed by the pandemic. The

Government plans and outcomes are predicated on the country achieving widespread immunity against the virus by 31st October 2021. This is the pivotal date. On reflection, since the start of the pandemic, the Government has prudently allocated resources over an extended time span to keep the economy open and to nurture jobs, household incomes and livelihoods. This is despite the considerable uncertainties that prevail as to how long this crisis would last. For the new year, the Government has marshaled resources to yet again, sustain public expenditure at a level that will sustain economic activity and provide much needed oxygen to sustain jobs and the business community. The key focus areas of the budget – namely, (a) vaccinations against COVID-19 to reach widespread immunity, (b) income support for the unemployed/under privileged (both in the formal and informal sectors), (c) business revival, (d) economic diversification and (e) macro fiscal stability, sets a platform for economic revival. Budget allocations and incentives to explore opportunities in the BPO/ICT sector, alternatives to sugar cane farming, online trading platforms, aged care facilities, industrial hemp, recycling sector, blue ocean initiatives, climate action initiatives, parametric insurance and similar, will set a path for broad basing the economy and reducing dependence on the tourism sector.

The macroeconomic fundamentals are sound with stable foreign currency reserves, low inflation, stable exchange rate, high bank liquidity and moderate interest rates. Fiji is fortunate, strong and robust foreign inward remittances have helped to sustain economic activity. The area of concern is the rising public debt, but we understand that this is an invariable outcome of the stimulus spending by Government to manage the pandemic crisis, at a time when public revenue has significantly reduced. We note that the Government has announced targets to bring the debt to acceptable levels in the medium term.

However, the Government budget contains an ominous warning that if at the 6-month's budget review, the economy is unable to fully

reopen and as a result public finances are compromised, due to the country not achieving the basic premise of widespread immunity against COVID-19, then the stimulus spending and public sector employment would have to be curtailed. If this was to happen, it would be extremely hard hitting on the economy and businesses. That is why the vaccination program against COVID-19 is so vitally important and need to succeed as previously stated, so that we have an even chance of opening up the economy and reinstating household incomes.

Our immediate focus now is to maintain a strong and stable foundation and to nurture the welfare of our staff, so that we are ready to scale up operations and serve our customers, when the economies in Fiji and PNG begin to recover.

In conclusion I extend my sincere thanks to the Chairman, Deputy Chairman and Board of Directors for the guidance and support given to me and the senior management team in these unprecedented times of crisis. I also extend my sincere appreciation to my colleagues in the senior management group for their steadfast support and unwavering commitment to skillfully managing the operations. Lastly my grateful thanks to each and every member of our staff for their loyalty, sacrifices and for diligently discharging their responsibilities in very trying circumstances.



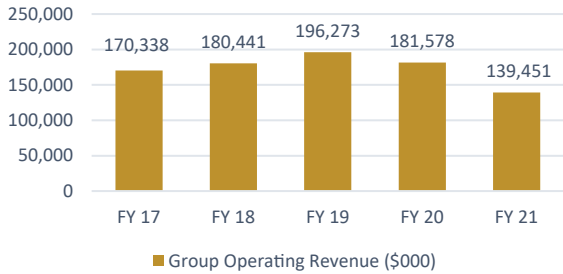
P.L.Munasinghe

CHIEF EXECUTIVE OFFICER

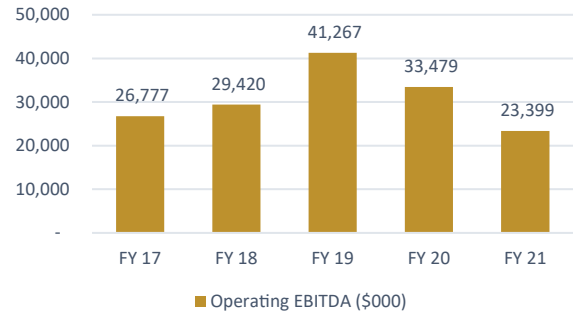
KEY FINANCIAL PERFORMANCE	2021	2020 Restated	2019	2018	2017
REVENUE (\$)	139,450,802	181,577,506	196,272,997	180,441,416	170,337,695
EARNINGS BEFORE INTEREST, TAX, DEPRECIATION AND AMORTISATION (\$)	23,399,122	33,479,458	41,266,963	29,419,594	26,777,165
PROFIT BEFORE TAX (\$)	8,136,782	17,025,496	27,004,617	22,761,453	20,552,256
NET PROFIT AFTER TAX (\$)	7,012,502	15,742,683	24,023,323	20,168,939	18,396,597
NET CASH FLOW (FROM OPERATING ACTIVITY) (\$)	46,401,812	28,905,308	24,454,793	15,524,072	3,170,398
DIVIDENDS (out of respective Financial Year Profits) (\$)	4,150,777	4,150,777	10,636,366	10,376,943	10,117,519
TOTAL ASSETS (\$)	191,048,801	217,859,305	226,666,616	155,028,766	141,713,223
TOTAL LIABILITIES (\$)	89,918,454	121,549,629	132,418,235	69,335,837	66,158,216
SHAREHOLDERS EQUITY (\$)	101,130,347	96,309,676	94,248,381	85,692,929	75,555,007
WORKING CAPITAL (\$)	80,834,568	83,700,529	85,013,252	92,255,409	81,760,373
EARNINGS PER SHARE (Cents)	7.00	15.00	23.00	19.00	18.00
DIVIDENDS PER SHARE (Cents)	4.00¹	4.00 ²	10.25	10.00	9.75
CURRENT RATIO (TIMES)	4.06	2.83	2.64	3.41	3.33
INTEREST COVER (TIMES)	4.36	6.94	14.27	10.92	13.10
MARKET PRICE as at 31 MARCH (\$)	3.75	4.29	4.38	3.25	2.08
ISSUED SHARES	103,769,425	103,769,425	103,769,425	103,769,425	103,769,425
NET TANGIBLE ASSETS PER SHARE (\$)	0.96	0.92	0.90	0.82	0.72
MARKET CAPITALISATION ON SPX as at 31 MARCH (\$)	389,135,344	445,170,833	454,510,082	337,250,631	215,840,404

- 1 Based on available cash reserves and considering half year operating results, an interim dividend of 2.00 cents per share amounting to \$2,075,389 was declared on 27 November 2020. A second interim dividend of 2.00 cents per share amounting to \$2,075,389 was declared on 30 June 2021 from the profits for the year ended 31 March 2021.
- 2 Interim dividend of 4.00 cents per share amounting to \$4,150,777 was declared on 29th November 2019, and no final dividend was declared from the profits for the year ended 31 March 2020.

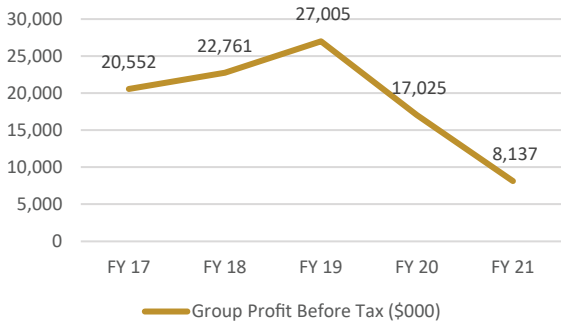
Group Operating Revenue (\$000)



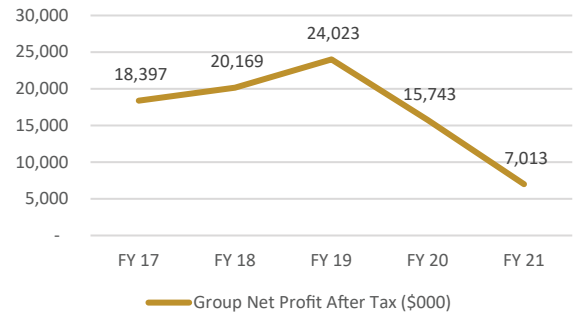
Operating EBITDA (\$000)



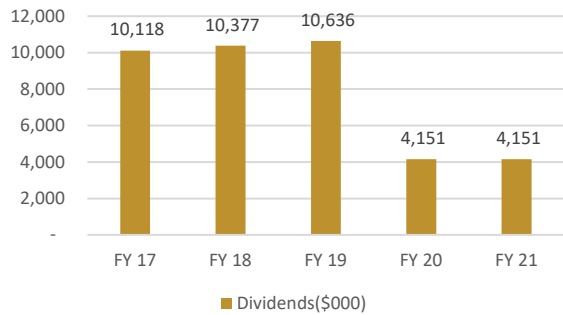
Group Profit Before Tax (\$000)



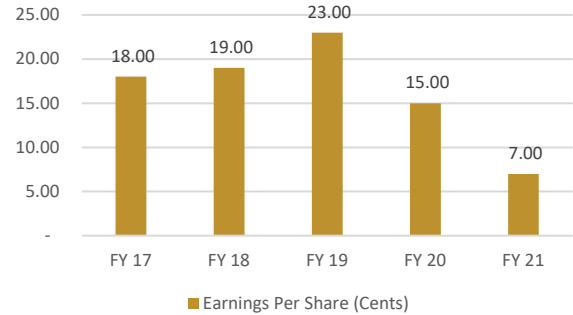
Group Net Profit After Tax (\$000)



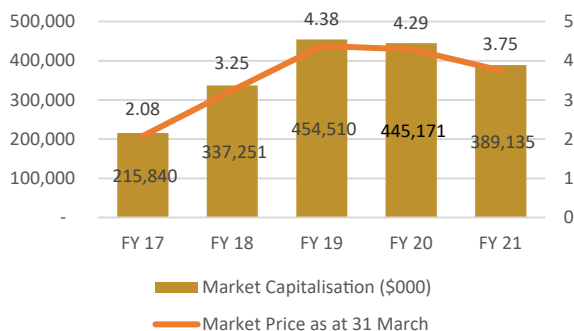
Dividend Payout (\$000)



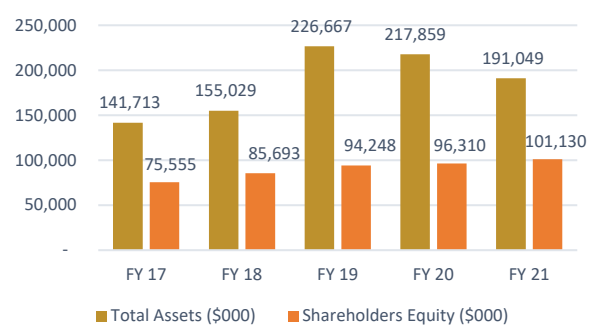
Earnings Per Share (Cents)



Market Capitalisation and Share Price



Group Total Assets and Shareholders Equity (\$000)



DIRECTORS' REPORT

In accordance with a resolution of the Board of Directors, the directors herewith submit the consolidated statement of financial position of the Group as at 31 March 2021, and the related consolidated statements of profit or loss and other comprehensive income, changes in equity and cash flows for the year then ended and report as follows:

1. DIRECTORS

The following were directors of the Holding Company at any time during the financial year and up to the date of this report:

Dilip Khatri
Navin Patel
Suresh Patel
Dinesh Patel
Satish Parshotam
Ratu Aisea Waka Vosailagi (Independent)
David Evans (Independent)
Jenny Seeto (Independent)
Suliano Ramanu - resigned on 23 November 2020
Ashwin Pal - appointed on 01 December 2020

2. PRINCIPAL ACTIVITIES

The principal activities of the Group are the sale of furniture, household electrical items, electronic goods, general merchandise and the financing of these products at a margin, manufacture of furniture and joinery works; and trading, leasing and repair of motor vehicles, vehicle rentals and spare parts, insurance agency and consumer financing.

3. TRADING RESULTS

The net profit after income tax of the Group for the year ended 31 March 2021 was \$7,012,502 (2020: \$15,742,683).

4. DIVIDENDS

The directors declared a second interim dividend of \$2,075,389 on 30 June 2021 (2020: \$Nil) from the profits for the year ended 31 March 2021. The directors also declared an interim dividend of \$2,075,389 (2020: \$4,150,777) during the year.

5. BAD AND DOUBTFUL DEBTS

The directors took reasonable steps before the Group's consolidated financial statements were made out to ascertain that all known bad debts were written off and adequate provision was made for doubtful debts.

At the date of this report, the directors are not aware of any circumstances which would render the amount written off as bad debts, or the amount of the provision for doubtful debts, inadequate to any substantial extent.

DIRECTORS' REPORT - Continued

6. CURRENT ASSETS

The directors took reasonable steps before the Group's consolidated financial statements were made out to ascertain that the current assets of the Group were shown in the accounting records at a value equal to or below the value that would be expected to be realised in the ordinary course of business.

At the date of this report, the directors are not aware of any circumstances which would render the values attributable to the current assets in the financial statements misleading.

7. DIRECTORS' BENEFIT

No director of the Holding Company has, since the end of the previous financial year, received or become entitled to receive a benefit (other than a benefit included in the total amount of emoluments received or due and receivable by directors as shown in the Group's financial statements) by reason of a contract made by the Holding Company or related company with the director or with a firm of which he is a member, or with a company in which he has substantial financial interest.

8. GOING CONCERN

The consolidated financial statements of the Group have been prepared on a going concern basis. We consider the application of the going concern principle to be appropriate in the preparation of these consolidated financial statements as we believe that the Group has adequate funds to meet its liabilities as and when they fall due over the next twelve months.

9. COVID-19 GLOBAL PANDEMIC

The World Health Organisation declared the spread of the Novel Coronavirus (COVID-19) as a pandemic on 11 March 2020, which has become a significant health issue globally. Measures taken to contain the virus are having a significant negative economic impact on global markets including Fiji's major trading partners. Economic activity in Fiji has also been drastically impacted with business disruptions and economic activity reduced in most market sectors. The travel and tourism sectors which accounted for over 35% of Fiji's GDP is at a standstill.

There is considerable uncertainty around the possible duration and depth of impact of the disruption caused by the pandemic. The economic disruption had an adverse and significant impact on the operations and the Group's FY2021 operating results. As the pandemic and the resulting economic disruptions are continuing, this will continue to have an impact on the Groups' future operations. Due to the prevailing uncertainty, the extent of the future impact on the Group's operations cannot be assessed with any degree of accuracy.

In response to the economic impact of the COVID-19 outbreak, the Group has implemented a raft of measures to minimise the impact on the Group's operating results and to protect the health, safety and wellbeing of its employees. The measures include wide ranging initiatives to reduce operating costs and to monitor and manage cash flows to maintain liquidity. Of particular concern is the impact the economic crisis is having on the Company's hire purchase customers and the loan book. As per the hardship provisions in the Consumer Credit Act, practical assistance has been extended to customers directly impacted by the crisis. The hire purchase loan book is under close monitoring and adequate provisioning has been made for all perceived doubtful debts.

DIRECTORS' REPORT - Continued

9. COVID-19 GLOBAL PANDEMIC - Continued

The Group continues to carefully monitor and assess its business operations and finances during this unprecedented crisis. Robust stress testing is being done on the Group's operating results and balance sheet, to manage cash reserves to continue funding operations for the foreseeable future. The directors continue to carefully monitor the Company's dividend policy to balance the needs of the shareholders and liquidity to fund operations.

10. EVENTS SUBSEQUENT TO BALANCE DATE

Apart from those disclosed in the notes to the consolidated financial statements, there has not arisen in the interval between the end of the financial year and the date of this report, transactions or events of a material and unusual nature likely, in the opinion of the Board of Directors, to affect significantly the operations of the Group, the results of those operations or the state of affairs of the Group. The economic disruption caused by the pandemic continues beyond the balance date, which will continue to impact the Group's operations. Additionally, in Fiji in April 2021, lockdowns were imposed by government on some parts of the country due to the spread of the Corona virus. This will impact the future sales of the Group, but the impact cannot be accurately assessed due to the prevailing uncertainty. On 30 June 2021, the Holding Company declared additional interim dividends of 2 cents per share totalling \$2,075,389.

11. BASIS OF PREPARATION

The consolidated financial statements of the Group have been drawn up in accordance with International Financial Reporting Standards and the requirements of law. The consolidated financial statements have been prepared under the historical cost convention.

12. OTHER CIRCUMSTANCES


At the date of this report, the directors are not aware of any circumstances not otherwise dealt with in this report or consolidated financial statements which render any amounts stated in the consolidated financial statements misleading.

Signed in accordance with a resolution of the directors this 30th day of June 2021.

For and on behalf of the Board:



Director



Director

DIRECTORS' DECLARATION

This directors' declaration is required by the Companies Act 2015.

The directors of the Holding Company have made a resolution that declared:


- (a) In the directors' opinion, the attached consolidated financial statements for the financial year ended 31 March 2021:
 - i. give a true and fair view of the financial position of the Group as at 31 March 2021 and of the performance of the Group for the year ended 31 March 2021;
 - ii. have been prepared in accordance with the Companies Act 2015.
- (b) They have received declarations as required by Section 395 of the Companies Act 2015;
- (c) At the date of this declaration, in the directors' opinion, there are reasonable grounds to believe that the Group will be able to pay its debts as and when they become due and payable.

Signed in accordance with a resolution of the directors this 30th day of June 2021.

For and on behalf of the Board:



Director



Director



AUDITOR'S INDEPENDENCE DECLARATION TO THE DIRECTORS OF VISION INVESTMENTS LIMITED

As group auditor for the audit of Vision Investments Limited and its subsidiary for the financial year ended 31 March 2021, I declare to the best of my knowledge and belief, there have been:

- a) no contraventions of the auditor independence requirements of the Companies Act 2015 in relation to the audit; and
- b) no contraventions of any applicable code of professional conduct in relation to the audit.

This declaration is in respect of Vision Investments Limited and the entity it controlled during the financial year ended 31 March 2021.

PricewaterhouseCoopers
Chartered Accountants

by

Kaushick Chandra
Partner

30 June 2021

PricewaterhouseCoopers, Level 8 Civic Tower, 272 Victoria Parade, Suva, Fiji.

GPO Box 200, Suva, Fiji.

T: (679)3313955 / 3315199, F: (679) 3300947

PricewaterhouseCoopers is a member firm of PricewaterhouseCoopers International Limited, each member firm of which is a separate legal entity.



Independent Auditor's Report

To the Shareholders of Vision Investments Limited

Report on the audit of the consolidated financial statements

Opinion

We have audited the accompanying consolidated financial statements of Vision Investments Limited and its subsidiary (together the 'Group'), which comprise the consolidated statement of financial position as at 31 March 2021, and the consolidated statement of profit or loss and other comprehensive income, consolidated statement of changes in equity and consolidated statement of cash flows for the year then ended, and notes to the consolidated financial statements, including a summary of significant accounting policies.

In our opinion, the accompanying consolidated financial statements give a true and fair view of the financial position of the Group as at 31 March 2021, and of its financial performance and its cash flows for the year then ended in accordance with International Financial Reporting Standards.

Basis for Opinion

We conducted our audit in accordance with International Standards on Auditing (ISAs). Our responsibilities under those standards are further described in the Auditor's Responsibilities for the Audit of the Financial Statements section of our report.

We believe that the audit evidence we have obtained is sufficient and appropriate to provide a basis for our opinion.

Independence

We are independent of the Group in accordance with the ethical requirements of the International Ethics Standards Board for Accountant's Code of Ethics for Professional Accountants (IESBA Code) that are relevant to our audit of the consolidated financial statements in Fiji, and we have fulfilled our other ethical responsibilities in accordance with these requirements and the IESBA Code.

Key Audit Matters

Key audit matters are those matters that, in our professional judgment, were of most significance in our audit of the consolidated financial statements of the current period. These matters were addressed in the context of our audit of the consolidated financial statements as a whole, and in forming our opinion thereon, and we do not provide a separate opinion on these matters.

PricewaterhouseCoopers, Level 8 Civic Tower, 272 Victoria Parade, Suva, Fiji.

GPO Box 200, Suva, Fiji.

T: (679)3313955 / 3315199, F: (679) 3300947

PricewaterhouseCoopers is a member firm of PricewaterhouseCoopers International Limited, each member firm of which is a separate legal entity.

Key audit matter	How our audit addressed the key audit matter
<p>Basis of preparation - Impact of COVID-19 Refer also to Notes 1(b) and 25</p> <p>The Group prepares its financial statement using International Financial Reporting Standards (IFRS), which is a going concern basis of accounting. We focused on the appropriateness of using a going concern basis of accounting given the impact of the COVID-19 pandemic on the global and local economy and its potential impact on the Group's operations. The ability of the Group to continue as a going concern is dependent on management's ability to maintain liquidity in order to repay its existing creditors and lenders.</p> <p>Management has considered the impact of the COVID-19 virus on the Group's cashflows and in particular, the potential negative impacts arising from financial distress faced by the Group's hire purchase and other debtors and their ability to continue to service their debts, as well as decline in future sales due to decline in demand from customers.</p> <p>Management has carried out cashflow forecasts for the next twelve months. As part of their assessment, they have also considered the cash reserves, unutilised credit facilities as well as principal and interest repayment relief provided by the lenders.</p> <p>Management's assessment of going concern is based on cash flow projections and business plans, each of which is dependent on significant management judgement and can be influenced by management bias.</p>	<p>In assessing the appropriateness of the going concern assumption used in preparing the financial statements, we:</p> <ul style="list-style-type: none"> • Checked the mathematical accuracy of Management's cash flow forecasts and validated the opening cash position; • Obtained evidence over Management's cash flow projections for the Group by assessing the underlying assumptions, including comparisons against historic actuals, current economic circumstances and estimated timeframe for recovery of the economy; • Considered the financial condition of the Group's hire purchase and other debtors and the impact of a likely delay in their payments on the Group's cash flows; • Considered the cash reserves, unutilised credit facilities and the relief provided by the lenders on principal and interest repayments; and • Reviewed the adequacy and appropriateness of management's going concern disclosures in the financial statements.

Key audit matter	How our audit addressed the key audit matter
<p>Existence and Valuation of Inventory Refer also to Notes 1(g) and 12</p> <p>The Group carries a significant amount of inventory due to the nature of its operations and the different segments it operates in. Inventory is held at numerous warehouses and branch outlets. The various categories of inventory held by the Group is detailed in Note 12. Ascertaining the existence and valuation of inventory is relatively straight forward and the application of judgement is limited.</p> <p>As such, inventory is not an area of significant risk for our audit. However, we focused on this area because of the nature and quantum of inventory items held, its significance to the Group's financial position, and the significant time and resource required to audit the existence and valuation of inventory.</p>	<p>Our audit procedures included, amongst others, the following in response to the existence and valuation of inventory:</p> <ul style="list-style-type: none"> • Understanding, evaluating the appropriateness of, and where applicable validating the Group's accounting policies, processes and controls over inventory. • Attending inventory cycle counts spread across a sample of branches and warehouses during the year to ensure cycle counts were performed in accordance with the Group's policies, and cycle count objectives were achieved. • Reviewing a sample of the Group's inventory cycle count documentation for counts and locations not physically attended by us. • Attending annual inventory counts for selected divisions and inventory items to ensure existence of inventory at balance date. • Reviewing the inventory reconciliation between inventory listing & the general ledger. • Testing supporting evidence for and recalculating inventory costs and inventory in transit reported by the Group. • Testing the net realizable value of a sample of inventory items to ensure that valuations were at lower of cost or net realizable value. • Assessing the adequacy of provision for impairment of inventory in accordance with the Group's accounting policy, and in light of the ageing of inventory. • Evaluating the relevant IT systems and the design and operating effectiveness of controls over the capture and recording of inventory transactions.

Key audit matter	How our audit addressed the key audit matter
<p>Valuation of trade and other receivable – Expected credit losses for trade receivables Refer also to Notes 1(j),1(k),1(l), 2(b) and 9</p> <p>The group's trade and other receivables portfolio consists of amounts due from customers for merchandise sold or services performed in the ordinary course of business. A large portion of the balance represents amounts owed for goods bought under hire purchase. At 31 March 2021, the group's trade and other receivables balance amounted to \$64,975,756, of which \$11,418,400 was provided for.</p> <p>The Group's trade and other receivables are subject to expected credit loss (ECL) impairment assessment. The ECL model used by the Group is based on various assumptions and estimates and is a forward-looking model. The COVID-19 outbreak has impacted the Group's exposure to credit risk and introduced further estimation uncertainty in the determination of ECLs, particularly in relation to forward-looking factors.</p> <p>The trade and other receivable balance is significant. Since there is complexity and judgement surrounding estimates and assumptions incorporated in the ECL model, together with uncertainty from COVID-19 crisis and the resulting change in credit risk, expected credit losses has been identified as a key audit matter.</p>	<p>Our audit procedures included the following in response to the determination of expected credit losses:</p> <ul style="list-style-type: none"> • Understanding, evaluating the appropriateness of, and where applicable validating the Group's accounting policies, processes and controls relating to the determination of ECLs • Testing the design of the ECL model to ensure the logic and formulae reflect the requirements of IFRS 9. • Evaluating the appropriateness of changes in the ECL model relative to prior year ECL model for the Group's financial assets, and in particular, trade and other receivables. • Testing the data flows from source systems to spreadsheet-based models to test their completeness and accuracy, including testing the reliability of data used in the determination of probability of default and loss given default, being important inputs in the ECL model. • Evaluating the appropriateness of forward-looking factors incorporated in the ECL model. • Assessing the reasonableness of assumptions and judgements applied by management by performing sensitivities over these. • Evaluating the financial statement disclosures in relation to credit risk and expected credit losses and determining if they were in accordance with the requirements of IFRS 9.



Other Information

Directors and management are responsible for the other information. The other information comprises the information included in the Group's Annual Report for the year ended 31 March 2021 (but does not include the consolidated financial statements and our auditor's report thereon).

Our opinion on the consolidated financial statements does not cover the other information and we do not express any form of assurance conclusion thereon.

In connection with our audit of the consolidated financial statements, our responsibility is to read the other information identified above and, in doing so, consider whether the other information is materially inconsistent with the consolidated financial statements or our knowledge obtained in the audit, or otherwise appears to be materially misstated.

If, based on the work we have performed on the other information that we obtained prior to the date of this auditor's report, we conclude that there is a material misstatement of this other information, we are required to report that fact. We have nothing to report in this regard, except that not all other information was available to us at the date of our signing.

Responsibilities of Directors and Management for the Consolidated Financial Statements

Directors and management are responsible for the preparation and fair presentation of the consolidated financial statements in accordance with International Financial Reporting Standards and with the requirements of the Fiji Companies Act, 2015, and for such internal control as the directors and management determine is necessary to enable the preparation of consolidated financial statements that are free from material misstatement, whether due to fraud or error.

In preparing the consolidated financial statements, the Directors and Management are responsible for assessing the Group's ability to continue as a going concern, disclosing, as applicable, matters related to going concern and using the going concern basis of accounting unless the directors and management either intend to liquidate the Group or to cease operations, or have no realistic alternative but to do so.

The Directors and Management are responsible for overseeing the Group's financial reporting process.

Auditor's Responsibilities for the Audit of the Consolidated Financial Statements

Our objectives are to obtain reasonable assurance about whether the consolidated financial statements as a whole is free from material misstatement, whether due to fraud or error, and to issue an auditor's report that includes our opinion. Reasonable assurance is a high level of assurance, but is not a guarantee that an audit conducted in accordance with the ISAs will always detect a material misstatement when it exists. Misstatements can arise from fraud or error and are considered material if, individually or in the aggregate, they could reasonably be expected to influence the economic decisions of users taken on the basis of the consolidated financial statements.



As part of an audit in accordance with the ISAs, we exercise professional judgement and maintain professional scepticism throughout the audit. We also:

- Identify and assess the risks of material misstatement of the consolidated financial statements, whether due to fraud or error, design and perform audit procedures responsive to those risks, and obtain audit evidence that is sufficient and appropriate to provide a basis for our opinion. The risk of not detecting a material misstatement resulting from fraud is higher than for one resulting from error, as fraud may involve collusion, forgery, intentional omissions, misrepresentations, or the override of internal control.
- Obtain an understanding of internal control relevant to the audit in order to design audit procedures that are appropriate in the circumstances, but not for the purpose of expressing an opinion on the effectiveness of the Group's internal control.
- Evaluate the appropriateness of accounting policies used and the reasonableness of accounting estimates and related disclosures made by the directors and management.
- Conclude on the appropriateness of the directors' and management's use of the going concern basis of accounting and, based on the audit evidence obtained, whether a material uncertainty exists related to events or conditions that may cast significant doubt on the Group's ability to continue as a going concern. If we conclude that a material uncertainty exists, we are required to draw attention in our auditor's report to the related disclosures in the consolidated financial statements or, if such disclosures are inadequate, to modify our opinion. Our conclusions are based on the audit evidence obtained up to the date of our auditor's report. However, future events or conditions may cause the Group to cease to continue as a going concern.
- Evaluate the overall presentation, structure and content of the consolidated financial statements, including the disclosures, and whether the consolidated financial statements represents the underlying transactions and events in a manner that achieves fair presentation.
- Obtain sufficient appropriate audit evidence regarding the financial information of the entities or business activities within the Group to express an opinion on the consolidated financial statements. We are responsible for the direction, supervision and performance of the Group audit. We remain solely responsible for our audit opinion.

We communicate with directors and management regarding, among other matters, the planned scope and timing of the audit and significant audit findings, including any significant deficiencies in internal control that we identify during our audit.

We also provide directors and management with a statement that we have complied with relevant ethical requirements regarding independence and communicate with them all relationships and other matters that may reasonably be thought to bear on our independence, and where applicable, related safeguards.

From the matters communicated with directors and management, we determine those matters that were of most significance in the audit of the consolidated financial statements for the current period and are therefore the key audit matters. We describe these matters in our auditor's report unless law or regulation precludes public disclosure about the matter or when, in extremely rare circumstances, we determine that a matter should not be communicated in our report because the adverse consequences of doing so would reasonably be expected to outweigh the public interest benefits of such communication.



Report on Other Legal and Regulatory Requirements

In our opinion the consolidated financial statements have been prepared in accordance with the requirements of the Fiji Companies Act 2015 in all material respects, and;

- a) we have been given all information, explanations and assistance necessary for the conduct of the audit; and
- b) the Group has kept financial records sufficient to enable the financial statements to be prepared and audited.

Restriction on Use

This report is made solely to the Company's shareholders, as a body, in accordance with Section 396(1) of the Fiji Companies Act 2015. Our audit work has been undertaken so that we might state to the Company's shareholders those matters we are required to state to them in an auditor's report and for no other purpose. To the fullest extent permitted by law, we do not accept or assume responsibility to anyone other than the Company and the Company's shareholders as a body, for our audit work, for this report, or for the opinions we have formed.

A handwritten signature in blue ink, appearing to read 'PricewaterhouseCoopers', is written over a faint, light blue circular stamp.

PricewaterhouseCoopers

A handwritten signature in blue ink, appearing to read 'Kaushick Chandra', is written over a faint, light blue circular stamp.

Kaushick Chandra

30 June 2021

Suva, Fiji

	Notes	2021 (\$)	2020 (\$)
Revenue	5	139,450,802	181,577,506
Cost of sales		(84,566,089)	(111,344,226)
Cost of providing services		(1,229,475)	(1,065,134)
Gross Profit		<u>53,655,238</u>	<u>69,168,146</u>
Other income		1,238,897	1,571,875
Impairment allowance for financial assets	6	(2,413,599)	(1,588,610)
Administration expenses		(27,444,912)	(32,952,770)
Other costs		(12,889,956)	(14,304,705)
Operating profit before finance costs and taxes		12,145,668	21,893,936
Net finance costs		(4,008,886)	(4,868,440)
Profit before income tax	6	8,136,782	17,025,496
Income tax expense	7(a)	(1,124,280)	(1,282,813)
Profit for the year from continuing operations		<u>7,012,502</u>	<u>15,742,683</u>
Other comprehensive income			
Items that may be reclassified to profit or loss			
Foreign currency translation differences		(116,442)	268,855
Other comprehensive (loss)/income for the year		(116,442)	268,855
Total comprehensive income for the year		<u>\$ 6,896,060</u>	<u>\$ 16,011,538</u>

Earnings per share from continuing operations attributed to members:

- Basic and diluted earnings per share	21	\$ 0.07	\$ 0.15
--	----	---------	---------

The above consolidated statement of profit or loss and other comprehensive income should be read in conjunction with the accompanying notes.

	Notes	2021 (\$)	2020 Restated (\$)
ASSETS			
Non-current assets			
Trade and other receivables	9	16,138,518	13,375,526
Investment in equity securities		1,230	1,230
Property, plant and equipment	10	28,245,555	30,969,484
Right-of-use assets	19	35,018,900	40,448,964
Intangible assets	11	1,032,280	860,513
Deferred income tax assets	7(c)	3,344,586	2,670,548
		<u>83,781,069</u>	<u>88,326,265</u>
Current Assets			
Cash and cash equivalents	13	13,561,470	4,796,295
Trade and other receivables	9	37,418,838	52,430,852
Amounts owing from related companies	15(d)	1,534,696	1,218,192
Current tax asset	7(b)	531,390	1,344,045
Inventories	12	54,221,338	69,743,656
		<u>107,267,732</u>	<u>129,533,040</u>
TOTAL ASSETS		<u>\$ 191,048,801</u>	<u>\$ 217,859,305</u>
EQUITY			
Issued capital	8	58,699,997	58,699,997
Foreign currency translation reserve	8(b)	150,616	267,058
Retained earnings		42,279,734	37,342,621
		<u>101,130,347</u>	<u>96,309,676</u>
LIABILITIES			
Non-current liabilities			
Borrowings	18	30,212,931	36,905,722
Lease liabilities	19(a)(i)	29,516,826	33,985,635
Contract liabilities	20	3,505,124	4,575,352
Amounts owing to related parties	15(e)	250,409	250,409
		<u>63,485,290</u>	<u>75,717,118</u>
Current liabilities			
Trade payables		5,580,454	4,996,584
Other payables and accruals		7,845,953	6,392,994
Bank overdraft	13	-	10,093,023
Borrowings	18	1,278,883	10,768,236
Lease liabilities	19(a)(i)	6,210,219	6,793,922
Contract liabilities	20	4,031,639	4,851,921
Leave entitlements	14	1,486,016	1,935,831
		<u>26,433,164</u>	<u>45,832,511</u>
TOTAL LIABILITIES		<u>89,918,454</u>	<u>121,549,629</u>
TOTAL EQUITY & LIABILITIES		<u>\$ 191,048,801</u>	<u>\$ 217,859,305</u>

The above consolidated statement of financial position should be read in conjunction with the accompanying notes. These consolidated financial statements are approved in accordance with a resolution of the Board of Directors.

Signed in accordance with a resolution of the directors this 30th day of June 2021.
For and on behalf of the Board:



Director



Director

	Note	Issued Capital (\$)	Foreign Currency Translation Reserve (\$)	Retained Earnings (\$)	Total Equity (\$)
Balance at 1 April 2019		58,699,997	(1,797)	35,550,181	94,248,381
Prior period adjustment, net of tax	22	-	-	(3,313,877)	(3,313,877)
Restated balance at 1 April 2019		58,699,997	(1,797)	32,236,304	90,934,504
<i>Comprehensive income</i>					
Profit for the year		-	-	15,742,683	15,742,683
Dividends		-	-	(10,636,366)	(10,636,366)
Other comprehensive income		-	268,855	-	268,855
Restated balance at 31 March 2020		58,699,997	267,058	37,342,621	96,309,676
<i>Comprehensive income</i>					
Profit for the year		-	-	7,012,502	7,012,502
Dividends		-	-	(2,075,389)	(2,075,389)
Other comprehensive income		-	(116,442)	-	(116,442)
Balance at 31 March 2021		58,699,997	150,616	42,279,734	101,130,347

The above consolidated statement of changes in equity should be read in conjunction with the accompanying notes.

	Notes	2021 (\$)	2020 (\$)
Cash flows from operating activities			
Receipts from customers		149,787,687	191,820,142
Payments to suppliers and employees		(98,766,989)	(156,334,718)
Cash generated from operations		51,020,698	35,485,424
Income tax paid	7(b)	(610,000)	(1,711,676)
Interest paid		(4,008,886)	(4,868,440)
Net cash generated from operating activities		46,401,812	28,905,308
Cash flows from investing activities			
Purchase of plant and equipment and intangible assets		(3,217,243)	(4,170,473)
Proceeds from sale of plant and equipment		358,037	265,355
Net cash used in investing activities		(2,859,206)	(3,905,118)
Cash flows from financing activities			
Redraw/borrowings of term loan		(16,182,144)	-
Repayment of principal lease payments		(6,805,926)	(5,832,520)
Net amounts received from related parties		86,046	178,408
Dividends paid		(2,075,389)	(10,636,366)
Net cash used in financing activities		(24,977,413)	(16,290,478)
Net increase in cash held		18,565,193	8,709,712
Cash and cash equivalents at the beginning of the year		(5,296,728)	(13,806,766)
Effect of exchange rate movement on cash and cash equivalents		293,005	(199,674)
Cash and cash equivalents at the end of the year	13	\$ 13,561,470	(\$ 5,296,728)

The above consolidated statement of cash flows should be read in conjunction with the accompanying notes.

1 SUMMARY OF SIGNIFICANT ACCOUNTING POLICIES

(a) General Information

Vision Investments Limited ('the Company') and its subsidiary Vision Homecentres Limited (together 'the Group') engage in:

- retailing of household furniture, furnishings, home appliances, information technology products;
- manufacture of household furniture for sale through retail outlets;
- trading, leasing and rental of vehicles;
- after sales servicing of vehicles;
- insurance agency;
- consumer financing;

The Company is a public limited liability company incorporated and domiciled in the Republic of Fiji and the subsidiary is incorporated and domiciled in Papua New Guinea. The Company is listed on the South Pacific Stock Exchange.

The principal accounting policies applied in the preparation of these consolidated financial statements are set out below. These policies have been consistently applied to all years presented, unless otherwise stated.

These consolidated financial statements were authorised for issue by the Board of Directors on 30 June 2021.

(b) Basis of preparation

The consolidated financial statements are general purpose consolidated financial statements and have been prepared on a going concern basis and in accordance with the requirements of the Fiji Companies Act, 2015 and International Financial Reporting Standards (IFRS).

The consolidated financial statements have been prepared under the historical cost convention, as modified by certain accounting policies below.

The preparation of consolidated financial statements in conformity with IFRS requires the use of certain critical accounting estimates. It also requires management to exercise its judgment in the process of applying the Group's accounting policies. The areas involving a higher degree of judgment or complexity, or areas where assumptions and estimates are significant to the consolidated financial statements are disclosed in note 4 (a).

New and amended standards adopted by the Group

There are no IFRSs or IFRIC interpretations that are effective for the first time for the financial year beginning on or after 1 April 2020 that have a material impact on the Group.

(c) Principles of consolidation

Subsidiaries

Subsidiaries are all entities (including structured entities) over which the Group has control. The Group controls an entity when the Group is exposed to, or has rights to, variable returns from its involvement with the entity and has the ability to affect those returns through its power over the entity. Subsidiaries are fully consolidated from the date on which control is transferred to the Group. They are deconsolidated from the date that control ceases.

1 SUMMARY OF SIGNIFICANT ACCOUNTING POLICIES – Continued

(c) **Principles of consolidation – Continued**

The Group applies the acquisition method to account for business combinations. The consideration transferred for the acquisition of a subsidiary is the fair values of the assets transferred, the liabilities incurred to the former owners of the acquiree and the equity interests issued by the Group. The consideration transferred includes the fair value of any asset or liability resulting from a contingent consideration arrangement. Identifiable assets acquired and liabilities and contingent liabilities assumed in a business combination are measured initially at their fair values at the acquisition date. The Group recognises any non-controlling interest in the acquiree on an acquisition-by-acquisition basis, either at fair value or at the non-controlling interest's proportionate share of the recognised amounts of acquiree's identifiable net assets. Acquisition-related costs are expensed as incurred.

Inter-company transactions, balances, income and expenses on transactions between group companies are eliminated. Profits and losses resulting from intercompany transactions that are recognised in assets are also eliminated. Accounting policies of subsidiaries have been changed where necessary to ensure consistency with the policies adopted by the Group.

(d) **Plant and equipment**

Plant and equipment is stated at historical cost less depreciation. Cost includes expenditure that is directly attributable to the acquisition of the items.

Plant and equipment are depreciated over their estimated useful lives. Assets are first depreciated in the year of acquisition. The principal depreciation rates used are as follows:

Class of asset	Rate of depreciation
Plant and equipment	5% to 20% (Straight-line method)
Furniture, fixtures and fittings	10% to 50% (Straight-line method)
Motor vehicles	18% to 50% (Straight-line method)
Computer equipment	10% to 50% (Straight-line method)
Leased vehicles	Term of lease

The assets' residual values and useful lives are reviewed and adjusted if appropriate, at the end of each reporting period.

Gains and losses on disposals are determined by comparing the proceeds with the carrying amount and are recognised within 'other income' in the statement of profit or loss and other comprehensive income.

An asset's carrying amount is written down immediately to its recoverable amount if the asset's carrying amount is greater than its estimated recoverable amount.

(e) **Intangible assets**

Computer software

Acquired computer software licences, which have a finite life, are capitalised on the basis of the costs incurred to acquire and bring to use the specific software. These costs are amortised over their estimated useful lives (three to five years).

Costs associated with maintaining computer software programmes are recognised as an expense as incurred. Costs that are directly associated with the development of identifiable and unique software products controlled by the Group, and that will probably generate economic benefits exceeding costs beyond one year, are recognised as intangible assets. Costs include the software development employee costs and an appropriate portion of relevant overheads.

Computer software development costs recognised as assets are amortised over their estimated useful lives (not exceeding three years).

1 SUMMARY OF SIGNIFICANT ACCOUNTING POLICIES – Continued

(f) Current and deferred income tax

The income tax expense or credit for the period is the tax payable on the current period's taxable income based on the applicable income tax rate adjusted by changes in deferred tax assets and liabilities attributable to temporary differences and to unused tax losses.

The current income tax charge is calculated on the basis of the tax laws enacted or substantively enacted at the end of the reporting period. Management periodically evaluates positions taken in tax returns with respect to situations in which applicable tax regulation is subject to interpretation. It establishes provisions where appropriate on the basis of amounts expected to be paid to the tax authorities.

Deferred income tax is provided in full, using the liability method, on temporary differences arising between the tax bases of assets and liabilities and their carrying amounts in the consolidated financial statements. However, deferred tax liabilities are not recognised if they arise from the initial recognition of goodwill.

Deferred income tax is also not accounted for if it arises from initial recognition of an asset or liability in a transaction other than a business combination that at the time of the transaction affects neither accounting, nor taxable profit or loss. Deferred income tax is determined using tax rates (and laws) that have been enacted or substantially enacted by the end of the reporting period and are expected to apply when the related deferred income tax asset is realised or the deferred income tax liability is settled.

Current and deferred tax is recognised in profit or loss, except to the extent that it relates to items recognised in other comprehensive income or directly in equity. In this case, the tax is also recognised in other comprehensive income or directly in equity, respectively.

(g) Inventories

Inventories are stated at the lower of cost and net realisable value. Cost includes expenditure incurred in acquiring the inventories and bringing them to their existing condition and location. Net realisable value is the estimated selling price in the ordinary course of business, less applicable variable selling expenses.

Determination of cost

Merchandise - Cost is determined using the weighted average cost method.

Motor vehicles - Cost is determined using the first-in-first out (FIFO) cost method.

Spare parts, tyres and lubricants - Cost is determined using the weighted average cost method.

Raw materials (timber) - Cost is determined using the weighted average cost method.

Work in progress (furniture) - Cost is determined using the weighted average cost method.

Critical accounting estimates and judgements - recoverable amount of inventory

Management has assessed the value of inventory that is likely to be sold below cost and booked a provision for this amount. The determination of provisions involves judgement around forecasting sell through rates of inventory on hand at period end to estimate the value of inventory likely to sell below cost in the future.

To the extent that these judgements and assumptions prove incorrect, the Group may be exposed to potential additional inventory write-downs in future periods.

1 SUMMARY OF SIGNIFICANT ACCOUNTING POLICIES – Continued

(h) Leases

As a lessee

Assets and liabilities arising from a lease are initially measured on a present value basis.

Lease liabilities include the net present value of the following lease payments:

- fixed payments (including in-substance fixed payments), less any lease incentives receivable
- variable lease payments that are based on an index or a rate
- the exercise price of a purchase option if the lessee is reasonably certain to exercise that option, and
- payments of penalties for terminating the lease, if the lease term reflects the lessee exercising that option.

The Group does not have leases which contain the following:

- amounts expected to be payable by the lessee under residual value guarantees

The lease payments are discounted using the interest rate implicit in the lease, if that rate can be determined, or the Group's incremental borrowing rate. Right-of-use assets are measured at cost comprising the following:

- the amount of the initial measurement of lease liability
- any lease payments made at or before the commencement date less any lease incentives received
- any initial direct costs, and
- restoration costs.

Right-of-use assets are subsequently depreciated using the straight-line method from the commencement date to the earlier of the end of the useful life of the right-of-use asset, or the end of the lease term. The estimated useful lives of right-of-use assets are determined on the same basis as those of property and equipment. In addition, the right-of-use asset is periodically reduced by impairment losses, if any, and adjusted for certain re-measurements of the lease liability.

Payments associated with short-term leases and leases of low-value assets are recognised on a straight-line basis as an expense in profit or loss. Short-term leases are leases with a lease term of 12 months or less. Low-value assets comprise IT equipment.

Cash payments for the principal portion of the lease liabilities are presented as cash flows from financing activities. Cash payments for the interest portion are presented as cash flows from operating activities, consistent with presentation of other interest payments. Short-term lease payments, payments for leases of low-value assets and variable lease payments that are not included in the measurement of the lease liabilities are presented as cash flows from operating activities

Extension options

Extension options are included in a number of property leases. These terms are used to maximise operational flexibility in terms of managing contracts. The majority of extension options held are exercisable only by the Group and not by the respective lessor.

1 SUMMARY OF SIGNIFICANT ACCOUNTING POLICIES – Continued

(h) Leases - Continued

COVID-19 – related rent concessions

The Company has applied COVID-19-Related Rent Concessions – Amendment to IFRS 16. The Company applies the practical expedient allowing it not to assess whether eligible rent concessions that are a direct consequence of the COVID-19 pandemic are lease modifications. The Company applies the practical expedient consistently to contracts with similar characteristics and in similar circumstances. For rent concessions in leases to which the Company chooses not to apply the practical expedient, or that do not qualify for the practical expedient, the Company assesses whether there is a lease modification.

Critical judgements in determining rates for discounting future lease payments

The Group has entered into commercial property leases for its retail outlets. Management applied judgment in selecting an appropriate rate to discount the remaining future lease payments when determining lease liabilities under IFRS 16.

Lease liabilities are measured at the present value of the remaining lease payments, discounted using the Group's incremental borrowing rate as at balance date. The incremental borrowing rate is the rate of interest that the Group would have to pay to borrow over a similar term, and with a similar security, the funds necessary to obtain an asset of similar value to the right-of-use asset in a similar economic environment.

As a lessor

When the Group acts as a lessor, it determines at lease inception whether each lease is a finance lease or an operating lease.

To classify each lease, the Group makes an overall assessment of whether the lease transfers substantially all of the risks and rewards incidental to ownership of the underlying asset. If this is the case, then the lease is a finance lease; if not, then it is an operating lease. As part of this assessment, the Group considers certain indicators such as whether the lease is for the major part of the economic life of the asset.

If an arrangement contains lease and non-lease components, the Group applies IFRS 15 to allocate the consideration in the contract.

Lease income from operating leases where the Group is a lessor is recognised in income on a straight-line basis over the lease term. The respective leased assets are included in the balance sheet based on their nature.

1 SUMMARY OF SIGNIFICANT ACCOUNTING POLICIES – Continued

(i) Revenue recognition

The Group derives revenue from the transfer of goods and services over time and at a point in time. Revenue is shown net of value-added tax, returns and discounts.

Revenue type	Nature, timing of satisfaction of performance obligations and significant payment terms
<p>Sale of goods and vehicles</p>	<p>The Group operates retail stores selling household furniture, furnishings, home appliances, information technology products and vehicles.</p> <p>Revenue from the sale of goods is recognised at a point in time when the Group sells a product to the customer and control of the product has transferred, being when the products are delivered to the customer. However, for export sales, control might also be transferred when goods are delivered either to the port of departure or port of arrival, depending on the specific terms of the contract.</p> <p>It is the Group's policy to sell its products to the end customer with a right of return within up to 7 days. Accumulated experience is used to estimate such returns at the time of sale (expected value method). Because the number of products returned has been steady for years, it is highly probable that a significant reversal in the cumulative revenue recognised will not occur. The validity of this assumption and the estimated amount of returns are reassessed at each reporting date. No contract liability (refund liability) nor the right to the returned goods are recognised for the products expected to be returned as the return rate is assessed to be insignificant, based on accumulated experience of the Group.</p> <p>(i) Cash sales For cash sales, payment of the transaction price is due immediately when the goods are delivered to the customer. Revenue from cash sales is recognised based on the price specified in the contract, net of rebates and discounts.</p> <p>(ii) Credit sales Credit sales are non-interest bearing and are generally on 30 - 90 days terms. Revenue from credit sales is recognised based on the price specified in the contract, net of rebates and discounts.</p>
<p>Extended warranty revenue</p>	<p>The Company offers its customers the option of purchasing extended warranty on goods purchased. A warranty that a customer can purchase separately from the related good (that is, it is priced or negotiated separately) is accounted for as a separate performance obligation, and revenue allocated to the warranty is recognized over the warranty period.</p> <p>The transaction price and payment terms for extended warranty sales mirror the transaction price and payment terms of the cash or credit sale of the related good, as described above.</p>

1 SUMMARY OF SIGNIFICANT ACCOUNTING POLICIES – Continued

(i) **Revenue recognition – Continued**

Revenue type	Nature, timing of satisfaction of performance obligations and significant payment terms
After sales servicing of vehicles	After sales servicing of vehicles is recognised as the services are being rendered. The revenue is measured at the transaction price agreed under the contract. In most cases, the consideration is due when services have been rendered to the satisfaction of the customer. While deferred payment terms may be agreed in rare circumstances, the deferral never exceeds twelve months. The transaction price is therefore not adjusted for the effects of a significant financing component.
Hire purchase sales	Hire purchase agreements where substantially all the risks and rewards are considered to have transferred to the customer are recognised as sale of goods and as a finance lease transaction. The income from the sale of goods is recognised according to 'sale of goods' above and the finance lease transaction is recognised based on the net present value of the future cash flows over the term of the agreement using the effective interest method.

(j) **Financial instruments – initial recognition and subsequent measurement**

A financial instrument is any contract that gives rise to a financial asset of one entity and a financial liability or equity instrument of another entity.

(i) Financial assets

Recognition and initial measurement

A financial instrument is any contract that gives rise to a financial asset of one entity and a financial liability or equity instrument of another entity.

A financial asset (unless it is a trade receivable without a significant financing component) or financial liability is initially measured at fair value plus, for an item not at fair value through profit or loss, transaction costs that are directly attributable to its acquisition or issue. A trade receivable without a significant financing component is initially measured at the transaction price.

Classification and subsequent measurement

On initial recognition, a financial asset is classified as measured at amortised cost; fair value through other comprehensive income – debt investments, fair value through other comprehensive income – equity investments, or fair value through profit or loss.

Financial assets are not reclassified subsequent to their initial recognition unless the Group changes its business model for managing financial assets, in which case all affected financial assets are reclassified on the first day of the first reporting period following the change in the business model.

1 SUMMARY OF SIGNIFICANT ACCOUNTING POLICIES – Continued

(j) Financial instruments – initial recognition and subsequent measurement – Continued

(i) *Financial assets – Continued*

Classification and subsequent measurement - Continued

A financial asset is measured at amortised cost if it meets both of the following conditions and is not designated as at fair value through profit or loss:

- it is held within a business model whose objective is to hold assets to collect contractual cash flows; and its contractual terms give rise on specified dates to cash flows that are solely payments of principal and interest on the principal amount outstanding.

Financial assets measured at amortised cost are subsequently measured at amortised cost using the effective interest method. The amortised cost is reduced by impairment losses. Interest income, foreign exchange gains and losses and impairment are recognised in profit or loss. Any gain or loss on derecognition is recognised in profit or loss.

A debt investment is measured at fair value through other comprehensive income if it meets both of the following conditions and is not designated as at fair value through profit or loss:

- it is held within a business model whose objective is achieved by both collecting contractual cash flows and selling financial assets; and
- its contractual terms give rise on specified dates to cash flows that are solely payments of principal and interest on the principal amount outstanding.

Debt instruments at fair value through other comprehensive income are subsequently measured at fair value. Interest income calculated using the effective interest method, foreign exchange gains and losses and impairment are recognised in profit or loss. Other net gains and losses are recognised in other comprehensive income. On derecognition, gains and losses accumulated in other comprehensive income are reclassified to profit or loss.

On initial recognition of an equity investment that is not held for trading, the Group may irrevocably elect to present subsequent changes in the investment's fair value in other comprehensive income. This election is made on an investment-by-investment basis.

Equity investments measured at fair value through other comprehensive income are subsequently measured at fair value. Dividends are recognised as income in profit or loss unless the dividend clearly represents a recovery of part of the cost of the investment. Other net gains and losses are recognised in other comprehensive income and are never reclassified to profit or loss.

All financial assets not classified as measured at amortised cost or fair value through other comprehensive income as described above are measured at fair value through profit or loss. On initial recognition, the Group may irrevocably designate a financial asset that otherwise meets the requirements to be measured at amortised cost or at fair value through other comprehensive income as at fair value through profit or loss if doing so eliminates or significantly reduces an accounting mismatch that would otherwise arise.

Financial assets at fair value through profit or loss are subsequently measured at fair value. Net gains and losses, including any interest or dividend income, are recognised in profit or loss.

1 SUMMARY OF SIGNIFICANT ACCOUNTING POLICIES – Continued

(j) Financial instruments – initial recognition and subsequent measurement – Continued

Business model assessment

The Group makes an assessment of the objective of the business model in which a financial asset is held at a portfolio level because this best reflects the way the business is managed, and information is provided to management. The information considered includes:

- the stated policies and objectives for the portfolio and the operation of those policies in practice. These include whether management's strategy focuses on earning contractual interest income, maintaining a particular interest rate profile, matching the duration of the financial assets to the duration of any related liabilities or expected cash outflows or realising cash flows through the sale of the assets;
- how the performance of the portfolio is evaluated and reported to the Group's management;
- the risks that affect the performance of the business model (and the financial assets held within that business model) and how those risks are managed;
- how managers of the business are compensated – e.g. whether compensation is based on the fair value of the assets managed or the contractual cash flows collected; and
- the frequency, volume and timing of sales of financial assets in prior periods, the reasons for such sales and expectations about future sales activity.

Financial assets that are held for trading or are managed and whose performance is evaluated on a fair value basis are measured at fair value through profit or loss.

Solely payment of principal and interest (SPPI)

For the purposes of this assessment, 'principal' is defined as the fair value of the financial asset on initial recognition. 'Interest' is defined as consideration for the time value of money and for the credit risk associated with the principal amount outstanding during a particular period of time and for other basic lending risks and costs (e.g., liquidity risk and administrative costs), as well as a profit margin.

In assessing whether the contractual cash flows are solely payments of principal and interest, the Group considers the contractual terms of the instrument. This includes assessing whether the financial asset contains a contractual term that could change the timing or amount of contractual cash flows such that it would not meet this condition. In making this assessment, the Group considers:

- contingent events that would change the amount or timing of cash flows;
- terms that may adjust the contractual coupon rate, including variable-rate features;
- prepayment and extension features; and
- terms that limit the Group's claim to cash flows from specified assets (e.g. non-recourse features).

Derecognition

The Group derecognises a financial asset when the contractual rights to the cash flows from the financial asset expire, or it transfers the rights to receive the contractual cash flows in a transaction in which substantially all of the risks and rewards of ownership of the financial asset are transferred or in which the Group neither transfers nor retains substantially all of the risks and rewards of ownership and it does not retain control of the financial asset.

The Group enters into transactions whereby it transfers assets recognised in its statement of financial position, but retains either all or substantially all of the risks and rewards of the transferred assets. In these cases, the transferred assets are not derecognised.

1 SUMMARY OF SIGNIFICANT ACCOUNTING POLICIES – Continued

(k) Impairment of financial assets

Financial Instruments

The Group recognises loss allowances for ECLs on financial assets measured at amortised cost. The Group's financial assets measured at amortised cost comprise cash at bank and on hand, trade and hire purchase receivables, and related party receivables.

The Group measures loss allowances at an amount equal to lifetime ECLs, except for the following, which are measured at 12-month ECLs:

- bank balances for which credit risk (i.e. the risk of default occurring over the expected life of the financial instrument) has not increased significantly since initial recognition.

The Group has elected to apply the simplified model in its determination of impairment of trade and hire purchase receivables. Loss allowances for trade and hire purchase receivables are therefore always measured at an amount equal to lifetime ECLs.

Impairment allowances for related party receivables are individually assessed.

The Group considers a financial asset to be in default when:

- the borrower is unlikely to pay its credit obligations to the Group in full, without recourse by the Group to actions such as realising security (if any is held); or
- the financial asset is more than 90 days past due.

The Group considers cash balances to have low credit risk when the credit risk rating of the counterparty is equivalent to the globally understood definition of 'investment grade'. The Group considers this to be Baa3 or higher per Moody's or BBB- or higher per Standard & Poor's.

Lifetime ECLs are the ECLs that result from all possible default events over the expected life of a financial instrument.

12-month ECLs are the portion of ECLs that result from default events that are possible within the 12 months after the reporting date (or a shorter period if the expected life of the instrument is less than 12 months).

The maximum period considered when estimating ECLs is the maximum contractual period over which the Group is exposed to credit risk.

Measurement of ECLs

ECLs are a probability-weighted estimate of credit losses. Credit losses are measured as the present value of all cash shortfalls (i.e., the difference between the cash flows due to the entity in accordance with the contract and the cash flows that the Group expects to receive).

ECLs are discounted at the effective interest rate of the financial asset.

Presentation of allowance for ECL in the statement of financial position

Loss allowances for financial assets measured at amortised cost are deducted from the gross carrying amount of the assets.

Write-off

The gross carrying amount of a financial asset is written off when the Group has no reasonable expectations of recovering a financial asset in its entirety or a portion thereof. For individual customers, the Group makes an assessment with respect to the timing and amount of write-off based on whether there is a reasonable expectation of recovery. The Group expects no significant recovery from the amount written off. However, financial assets that are written off could still be subject to enforcement activities in order to comply with the Group's procedures for recovery of amounts due.

1 SUMMARY OF SIGNIFICANT ACCOUNTING POLICIES – Continued

(l) Trade receivables

Trade receivables are amounts due from customers for goods sold or services performed in the ordinary course of business. If collection is expected in one year or less, they are classified as current assets. If not, they are presented as non-current assets.

Trade receivables are recognised initially at the amount of consideration that is unconditional unless they contain significant financing components, when they are recognised at fair value.

The group holds the trade receivables with the objective to collect the contractual cash flows and therefore measures them subsequently at amortised cost using the effective interest method.

Details about the group's impairment policies and the calculation of the loss allowance are provided in Note 1(k).

(m) Employee benefits

Liabilities for employees' entitlements to wages and salaries, annual leave and other current employee entitlements (that are expected to be paid within twelve months) are accrued at undiscounted amounts, calculated at amounts expected to be paid as at reporting date.

(n) Trade and other payables

Trade payables are obligations to pay for goods or services that have been acquired in the ordinary course of business from suppliers. Accounts payable are classified as current liabilities if payment is due within one year or less. If not, they are presented as non-current liabilities.

(o) Cash and cash equivalents

In the statement of cash flows, cash and cash equivalents includes cash on hand and in banks and bank overdrafts. In the balance sheet, bank overdraft is shown in current liabilities.

(p) Borrowings

Borrowings are recognised initially at fair value, net of transaction costs incurred. Borrowings are subsequently stated at amortised cost; any difference between the proceeds (net of transaction costs) and the redemption value is recognised in the statement of profit or loss and other comprehensive income over the period of the borrowings using the effective interest method.

Borrowing Costs

General and specific borrowing costs that are directly attributable to the acquisition, construction or production of a qualifying asset are capitalised during the period of time that is required to complete and prepare the asset for its intended use or sale. Qualifying assets are assets that necessarily take a substantial period of time to get ready for their intended use or sale.

Investment income earned on the temporary investment of specific borrowings pending their expenditure on qualifying assets is deducted from the borrowing costs eligible for capitalisation.

Other borrowing costs are expensed in the period in which they are incurred.

1 SUMMARY OF SIGNIFICANT ACCOUNTING POLICIES – Continued

(q) Provisions

Provisions for legal claims, service warranties and make good obligations are recognised when the Group has a present legal or constructive obligation as a result of past events, it is probable that an outflow of resources will be required to settle the obligation and the amount can be reliably estimated. Provisions are not recognised for future operating losses.

Where there are a number of similar obligations, the likelihood that an outflow will be required in settlement is determined by considering the class of obligations as a whole. A provision is recognised even if the likelihood of an outflow with respect to any one item included in the same class of obligations may be small.

Provisions are measured at management's best estimate of the expenditure required to settle the obligation.

(r) Contract liabilities

Contract liabilities arise where a customer has paid an amount of consideration prior to the Company performing its obligation by transferring the related good or service to the customer. The year-end contract liability balance represents advanced consideration received from customers.

(s) Current versus non-current classification

The Group presents assets and liabilities in the statement of financial position based on current/non-current classification. An asset is current when it is:

- Expected to be realised or intended to be sold or consumed in the normal operating cycle
- Held primarily for the purpose of trading
- Expected to be realised within twelve months after the reporting period
- Cash or cash equivalent unless restricted from being exchanged or used to settle a liability for at least twelve months after the reporting period

All other assets are classified as non-current.

A liability is current when:

- It is expected to be settled in the normal operating cycle
- It is held primarily for the purpose of trading
- It is due to be settled within twelve months after the reporting period
- There is no unconditional right to defer the settlement of the liability for at least twelve months after the reporting period

The Group classifies all other liabilities as non-current.

(t) Dividend distribution

Provision is made for the amount of any dividend declared, determined or publicly recommended by the directors on or before the end of the financial year but not distributed at balance date.

(u) Earnings per share

Basic earnings per share – is determined by dividing the profit for the year of the Group by the weighted average number of ordinary shares in issue during the year.

Diluted earnings per share – is determined on the same basis as above as the Group does not have any convertible instruments, options, warrants or ordinary shares that will be issued upon the satisfaction of specified conditions.

1 SUMMARY OF SIGNIFICANT ACCOUNTING POLICIES – Continued

(v) Foreign currency translation

(i) Functional and presentation currency

The consolidated financial statements are presented in Fiji dollars, which is the functional and presentation currency of the Group.

(ii) Transactions and balances

Transactions denominated in a foreign currency are initially recorded in the functional currency at the exchange rate on the date of the transaction.

Foreign exchange gains and losses resulting from the settlement of transactions and from the translation at year-end are recognised in the statement of profit or loss and other comprehensive income.

(iii) Group companies

The results and financial position of foreign operations (none of which has the currency of a hyperinflationary economy) that have a functional currency different from the presentation currency are translated into the presentation currency as follows:

- (a) assets and liabilities for each balance sheet presented are translated at the closing rate at the date of that balance sheet
- (b) income and expenses for each statement of profit or loss and statement of comprehensive income are translated at average exchange rates (unless this is not a reasonable approximation of the cumulative effect of the rates prevailing on the transaction dates, in which case income and expenses are translated at the dates of the transactions), and
- (c) all resulting exchange differences are recognised in other comprehensive income.

(w) Comparative figures

Where necessary, comparative figures have been adjusted to conform with changes in presentation in the current year.

(x) Segment reporting

A business segment is a group of assets and operations engaged in providing products or services that are subject to risks and returns that are different from those of other business segments. A geographical segment is engaged in providing products or services within a particular economic environment that are subject to risks and returns that are different from those of segments operating in other economic environments.

Operating segments are reported in a manner consistent with the internal reporting provided to the chief operating decision-maker. The chief operating decision-maker, who is responsible for allocating resources and assessing performance of the operating segments, has been identified as the executive committee that makes strategic decisions.

2 FINANCIAL RISK MANAGEMENT

The Group's activities expose it to a variety of financial risks: market risk (including currency risk and cash flow interest rate risk), credit risk and liquidity risk. The Group's overall risk management programme focuses on the unpredictability of financial markets and seeks to minimize potential adverse effects on the Group's financial performance.

Risk management is carried out by the executive committee under policies approved by the Board of Directors. The committee identifies and evaluates financial risks in close co-operation with the Group's operating units. The Board provides principles for overall risk management, as well as policies covering specific areas, such as foreign exchange risk, interest rate risk, credit risk and investment of excess liquidity.

(a) Market risk

(i) Foreign exchange risk

The Group is exposed to foreign exchange risk arising from various currency exposures in respect to purchase of inventory, primarily with respect to the USD, NZD and AUD. Foreign exchange risk arises from future commercial transactions and liabilities.

Management has set up a policy to require the Group to manage their foreign exchange risk against their functional currency, in this case the Fiji dollar. Foreign exchange risk arises when future commercial transactions or recognised assets or liabilities are denominated in a currency other than the Fiji Dollar. For significant settlements, the Group is required to seek quotations from recognised banks and use the most favourable exchange rate for purposes of the settlement.

As at year end, assets and liabilities denominated in foreign currencies are not significant and hence changes in foreign currencies by 100 basis points is expected to have minimal impact on profit or loss.

The Group's exposure to foreign currency risk at the end of the reporting period, expressed in Fijian dollars, were as follows:

	31 March 2021			31 March 2020		
	USD	NZD	AUD	USD	NZD	AUD
Trade payables	624,038	905,285	405,138	297,233	650,721	229,918

(ii) Cash flow interest rate risk

As the Group has no significant interest-bearing assets, the Group's income and operating cash flows are substantially independent of changes in market interest rates.

The Group's interest rate risk arises from long-term borrowings and bank overdrafts. Borrowings and bank overdraft issued at variable rates expose the Group to cash flow interest rate risk. There are no borrowings issued at fixed rates. All borrowings are in local currency. The Group regularly negotiates its interest rate with the Banks so that the lowest possible rate is available.

At 31 March 2021, if interest rates on borrowings and bank overdraft had been 10 basis points higher/lower with all other variables held constant, post-tax profit for the year would have been \$40,089 (2020: \$48,684) lower/higher, mainly as a result of higher/lower interest expense on floating rate borrowings.

2 FINANCIAL RISK MANAGEMENT – Continued

(b) Credit risk

Credit risk is managed by the executive committee with Board oversight. Credit risk arises from cash and cash equivalents as well as credit exposures to wholesale and retail customers, including outstanding trade and hire purchase receivables (note 9).

(i) Cash on hand and at bank

The Group held cash on hand and at bank of \$13,561,470 at 31 March 2021 (2020: \$4,796,295). The cash on hand and at bank are held with banks, which are rated B to AA, based on Standards and Poor's (S&P) ratings.

Impairment on cash and cash equivalents has been measured on the 12-month expected loss basis and reflects the short maturities of the exposures. The Group considers that its cash and cash equivalents have low credit risk based on the external credit ratings of the counterparties.

Accordingly, due to short maturities and low credit risk the Group did not recognise an impairment allowance against cash and cash equivalents.

(ii) Trade, hire purchase and related party receivables

As part of its credit risk control over trade and hire purchase receivables, an assessment of the credit quality of a new customer, taking into account its financial position, past experience and other factors is carried out. Individual credit risk limits are then set based on the assessments done. The utilisation of credit limits is regularly monitored. Sales to credit customers are settled either in cash, cheques, credit/debit cards, or through instalments over a period of time.

The Group uses an allowance matrix to measure the ECLs of trade and hire purchase receivables from individual customers, which comprise a large number of small balances. ECLs for related party receivables are assessed on an individual counterparty basis.

(iii) Measurement of ECLs

The key inputs into the measurement of ECL are:

- probability of default (PD);
- loss given default (LGD);
- exposure at default (EAD).

These parameters are generally derived from internally generated historical data. They are adjusted to reflect forward-looking information as described below.

PD estimates are estimates at a certain date, which are calculated using the 'roll rate' method based on the probability of a receivable progressing through successive stages of delinquency to write-off. If a counterparty or exposure migrates between aging buckets, then this will lead to a change in the estimate of the associated PD. PDs are estimated considering the contractual maturities of exposures and estimated prepayment rates.

LGD is the magnitude of the likely loss if there is a default. The Group estimates LGD parameters based on the history of recovery rates of claims against defaulted counterparties. The LGD model considers recovery costs of any collateral that is integral to individual receivable.

2 FINANCIAL RISK MANAGEMENT – Continued

(b) Credit risk - Continued

(iii) Measurement of ECLs - Continued

LGD estimates are recalibrated for different economic scenarios. They are calculated based on actual weighted average method of actual loss suffered over the total transaction value over a period of five years.

EAD represents the expected exposure in the event of a default, taking into account expected changes in the exposure after the reporting date, including repayments of principal and interest. The Group has computed this by taking the history of defaulted credit transactions for the last 6 years.

Incorporation of forward-looking information

The Group incorporates forward-looking information into its measurement of ECLs. Based on advice from the Audit Committee and consideration of a variety of external actual and forecast information, the Group formulates a 'base case' view of the future direction of relevant economic variables as well as a representative range of other possible forecast scenarios. This process involves developing economic scenarios and considering the relative probabilities of each outcome. External information includes economic data and forecasts published by Reserve Bank of Fiji.

The base case represents a most-likely outcome and is aligned with information used by the Group for other purposes such as strategic planning and budgeting. The other scenarios represent more optimistic and more pessimistic outcomes. Periodically, the Group carries out stress testing of more extreme shocks to calibrate its determination of these other representative scenarios.

Predicted relationship between the key indicators, which the Group considers to be the GDP, inflation and loss rates on trade and hire purchase receivables, have been developed based on analysing historical data over the past 3 years and determining the correlation of the above indicators to loss rates. The adjustment factors derived are applied to the loss rates when performing ECL assessment for trade and hire purchase receivables.

The following table provides information about the exposure to credit risk and ECLs for trade and hire purchase receivables from individual customers as at 31 March 2021:

	Expected weighted average loss rate	Gross carrying value \$	Loss allowance \$	Credit Impaired
Accounts collectively assessed				
Current (not past due)	3%	31,452,690	1,056,914	N
1 to 60 days past due	4%	14,220,794	547,519	N
61 to 90 days past due	18%	2,239,085	396,460	N
Above 91 days past due	71%	13,302,054	9,417,507	Y
Total		61,214,623	11,418,400	

ECLs for related party receivables is assessed on an individual counterparty basis. The Group did not consider receivables from related parties to be impaired to any material extent.

2 FINANCIAL RISK MANAGEMENT – Continued

(c) Liquidity risk

Prudent liquidity risk management implies maintaining sufficient cash to meet present obligations.

Management monitors rolling forecasts of the Group's liquidity reserve, comprising of cash and cash equivalents (note 13) on the basis of expected cash flow.

The Group's financial liabilities are analysed below:

As at 31 March 2021	Up to 1 year	1 to 2 years	3 to 5 years	Over 5 years	Total Contractual Cash flows	Carrying Amounts
	\$	\$	\$	\$	\$	\$
Borrowings	1,500,000	31,382,782	-	-	32,882,782	31,491,814
Trade/other payables	13,426,407	-	-	-	13,426,407	13,426,407
Lease liabilities	7,836,096	7,408,645	11,884,496	19,230,622	46,359,859	35,727,047
Total	22,762,503	38,791,427	11,884,496	19,230,622	92,669,048	80,645,268

As at 31 March 2020	Up to 1 year	1 to 2 years	3 to 5 years	Over 5 years	Total Contractual Cash flows	Carrying Amounts
	\$	\$	\$	\$	\$	\$
Bank overdraft	10,093,023	-	-	-	10,093,023	10,093,023
Borrowings	11,207,625	38,407,930	-	-	49,615,555	47,673,958
Trade/other payables	11,389,578	-	-	-	11,389,578	11,389,578
Lease liabilities	8,535,190	7,588,365	12,574,214	20,902,327	49,600,096	40,779,557
Total	41,225,416	45,996,295	12,574,214	20,902,327	120,698,252	109,936,116

3 CAPITAL RISK MANAGEMENT

The Group's objectives when managing capital is to safeguard the Group's ability to continue as a going concern in order to provide returns for shareholders and benefits for other stakeholders and to maintain an optimal capital structure to reduce the cost of capital.

In order to maintain or adjust the capital structure, the Group may adjust the amount of dividends paid to shareholders, return capital to shareholders, issue new shares or sell assets to reduce debt.

The Group monitors capital on the basis of the gearing ratio. This ratio is calculated as net debt divided by total capital. Net debt is calculated as total borrowings (including current and non-current borrowings as shown in the statement of financial position) add bank overdraft, less cash and cash equivalents. Total capital is calculated as 'equity' as shown in the statement of financial position plus net debt. Equity also comprises of "quassi" equity through shareholder advances. The Group has complied with the financial covenants of its borrowing facilities. The gearing ratios at 31 March 2021 and 31 March 2020 were as follows:

	2021 (\$)	2020 (\$)
Total borrowings	31,491,814	47,673,958
(Less)/ Add: Cash and cash equivalents (note 13(a))	(13,561,470)	5,296,728
(Less): Liquid investments	(1,230)	(1,230)
Net debt (note 13(d))	<u>17,929,114</u>	<u>52,969,456</u>
Total equity	<u>101,130,347</u>	<u>96,309,676</u>
Total capital	<u>\$ 119,059,461</u>	<u>\$ 149,279,132</u>
Gearing ratio	15%	35%

4 CRITICAL ACCOUNTING ESTIMATES AND ASSUMPTIONS

The preparation of consolidated financial statements requires the use of accounting estimates which, by definition, will seldom equal the actual results. Management also needs to exercise judgement in applying the Group's accounting policies.

This note provides an overview of the areas that involved a higher degree of judgement or complexity, and of items which are more likely to be materially adjusted due to estimates and assumptions being different from actual results. Detailed information about each of these estimates and judgements is included in note 1 together with information about the basis of calculation for each affected line item in the consolidated financial statements.

Estimates, assumptions and judgements are continually evaluated and are based on historical experience and other factors, including expectations of future events that are believed to be reasonable under the circumstances.

(a) Significant estimates and judgements

The areas involving significant estimates or judgements are:

- Inventory refer Note 1(g) - Critical accounting estimates and judgements - recoverable amount of inventory.
- Leases refer Note 1(h) - Critical judgements in determining rates for discounting future lease payments.
- Trade receivable refer Note 1(i),1(j) and 9 - Critical judgements in determining the assumptions for impairment provision.

5 REVENUE

	2021 (\$)	2020 (\$)
Retail, hire purchase sales and extended warranty revenue	110,538,003	138,978,970
Motor vehicle sales, repairs and servicing	<u>13,877,844</u>	<u>23,792,470</u>
	124,415,847	162,771,440
Hire purchase service charges	14,286,816	18,266,445
Operating lease income	<u>748,139</u>	<u>539,621</u>
Total revenue	\$ <u>139,450,802</u>	\$ <u>181,577,506</u>
(a) Revenue from contracts with customers	=====	=====
Point in time recognition	117,999,433	156,370,313
Over time recognition	<u>6,416,414</u>	<u>6,401,127</u>
	<u>124,415,847</u>	<u>162,771,440</u>

6 PROFIT BEFORE INCOME TAX

Profit before income tax is stated after charging / (crediting) the following specific items:

	2021 (\$)	2020 (\$)
Amortisation and depreciation	11,253,454	11,585,522
Auditors' remuneration:		
- Audit	143,128	129,063
- Other services	16,465	41,941
Bad debts written off	235,965	288,905
Directors' fees	155,625	218,750
Management fees	2,604,578	1,659,758
Exchange (gain)	(351,326)	(165,098)
FNPF, NAS Fund and FNU levy	660,358	1,790,818
Loss/(Gain) on disposal of plant and equipment	1,230,349	(63,950)
Inventory write-offs	563,633	767,290
Salaries and wages	12,335,199	17,236,101
Movement in provisions:		
- Leave entitlements	(449,815)	(259,741)
- Impairment allowance for financial assets	2,413,599	1,588,610
- Stock obsolescence	1,609,386	1,129,379
Finance costs attributable to:		
- external borrowings	2,424,340	2,866,202
- leases	1,584,546	2,002,238

7 INCOME TAX

- (a) The income tax expense in the statement of profit or loss and other comprehensive income is determined in accordance with the policy set out in note 1(f). The major components of the income tax expense are:

	2021 \$	2020 \$
Current tax:		
Current tax on profits for the year	1,616,579	2,068,878
Prior year adjustment	181,738	-
Total current tax	<u>1,798,317</u>	<u>2,068,878</u>
Deferred tax:		
Origination and reversal of temporary differences	(520,816)	(971,062)
Prior year adjustment	(153,221)	184,997
Total deferred tax	<u>(674,037)</u>	<u>(786,065)</u>
Income tax expense	<u>\$ 1,124,280</u>	<u>\$ 1,282,813</u>

- (b) The prima facie income tax payable on the operating profit differs from the income tax expense figure in the financial statements and is reconciled as follows:

	2021 \$	2020 (Restated) \$
Operating profit before tax	\$ 8,136,782	\$ 17,025,496
Prima facie tax	813,678	1,702,550
Tax effect of:		
- Non-deductible and other items	13,678	105,790
- Tax losses not recognised (note 7(d))	896,854	(324,592)
- Difference in overseas tax rates	(536,816)	(258,191)
- Deferred tax assets not recognised	(91,631)	(127,741)
- Prior year adjustments	28,517	184,997
Income tax expense	1,124,280	1,282,813
Movement in temporary differences	<u>674,037</u>	<u>786,065</u>
	1,798,317	2,068,878
Opening current income tax (asset)	(1,344,045)	(2,360,093)
Restatement of prior year	-	(248,761)
Transfer (from)/to VAT	(375,662)	907,607
Tax paid	(610,000)	(1,711,676)
Current income tax (asset)	<u>(\$ 531,390)</u>	<u>(\$ 1,344,045)</u>

(c) Deferred income tax assets

The deferred income tax asset reflects the net effect of the following temporary differences at the current income tax rate of 10%:

	Provisions	Property, plant and equipment	Contract liabilities	Total
At 1 April 2020	1,995,617	124,822	550,109	\$ 2,670,548
Charged / (credited) to profit or loss	530,753	(9,937)	-	520,816
Prior year adjustment	174,247	(21,025)	-	153,222
At 31 March 2021	<u>2,700,617</u>	<u>93,860</u>	<u>550,109</u>	<u>\$ 3,344,586</u>

7 INCOME TAX - Continued

(d) Tax losses

	2021 \$	2020 \$
Unused tax losses for which no deferred tax asset has been recognised	8,975,292	5,079,550

The unused tax losses were incurred by the foreign subsidiary company and it is not probable to generate taxable income in the foreseeable future. These tax losses are available for carry forward for a period of 20 years from the year in which losses were incurred.

8 CAPITAL AND RESERVES

(a) Issued and paid up capital

	2021 \$	2020 \$
97,400,000 ordinary shares	48,700,000	48,700,000
6,369,425 ordinary shares	9,999,997	9,999,997
103,769,425 ordinary shares	\$ 58,699,997	\$ 58,699,997

(b) Foreign Currency Translation Reserve

Foreign currency translation reserve is used to record exchange differences arising from the translation of the financial statements of foreign subsidiaries during the consolidation process.

9 TRADE AND OTHER RECEIVABLES

	2021 \$	2020 \$
Current		
Trade receivables	2,523,973	4,830,035
Other receivables and prepayments	9,725,566	10,004,170
Hire purchase receivables	25,169,299	37,596,647
	<u>37,418,838</u>	<u>52,430,852</u>
Non-current		
Hire purchase receivables	<u>16,138,518</u>	<u>13,375,526</u>
Total	\$ 53,557,356	\$ 65,806,378

(i) Trade receivables

Trade receivables comprise receivables from credit sales to customers. Trade receivables are non-interest bearing and are generally on 30 – 90 day terms.

	2021 \$	2020 \$
Gross trade receivables	3,405,641	5,540,435
Less: Provision for impairment loss	(881,668)	(710,400)
Net trade receivables	<u>2,523,973</u>	<u>4,830,035</u>

9 TRADE AND OTHER RECEIVABLES – Continued

(ii) Hire purchase receivables

The Company sells goods to customers on hire purchase. Under the hire purchase agreements, the title to goods pass to the customer when full payment for the goods has been received by the Company. Amounts due from customers under hire purchase agreements are recorded as receivables.

Hire purchase receivables are initially recognised at amounts equal to the present value of the minimum lease payments receivable plus the present value of any unguaranteed residual value expected to accrue at the end of the lease term.

Hire purchase payments are allocated between interest revenue and reduction of the receivable over the term of the contract in order to reflect a constant periodic rate of return on the net investment outstanding in respect of the contract.

	2021 \$	2020 \$
Current		
Gross hire purchase receivables	36,614,244	50,140,305
Less: Unearned service charges	(4,771,337)	(6,381,138)
Present value of hire purchase receivables	<u>31,842,907</u>	<u>43,759,167</u>
Provision for impairment loss	(6,673,608)	(6,162,520)
	<u>25,169,299</u>	<u>37,596,647</u>
Non-current		
Gross hire purchase receivables	21,194,738	17,345,689
Less: Unearned service charges	(1,193,096)	(1,838,282)
Present value of hire purchase receivables	<u>20,001,642</u>	<u>15,507,407</u>
Provision for impairment loss	(3,863,124)	(2,131,881)
	<u>16,138,518</u>	<u>13,375,526</u>
Carrying amount of hire purchase receivables	<u>\$ 41,307,817</u>	<u>\$ 50,972,173</u>

	No later than 1 year	Later than 1 year and no later than 5 years	Later than 5 years	Total
31 March 2021				
Gross investment in hire purchase receivables	36,614,244	21,194,738	-	57,808,982
Present value of minimum hire purchase payments	31,842,907	20,001,642	-	51,844,549
31 March 2020				
Gross investment in hire purchase receivables	50,140,305	17,345,689	-	67,485,994
Present value of minimum hire purchase payments	43,759,167	15,507,407	-	59,266,574

9 TRADE AND OTHER RECEIVABLES – Continued

Movements on provision for impairment of trade and other receivables are as follows:

	2021 \$	2020 \$
At 1 April	9,004,801	7,034,229
Additional provisions during the year	3,744,641	2,827,996
Unused amounts reversed	(1,567,007)	(1,146,329)
Amounts used during the year	235,965	288,905
	<u> </u>	<u> </u>
At 31 March	\$ 11,418,400	\$ 9,004,801
	=====	=====

The impairment allowance for receivables is included in impairment allowance for financial assets in the statement of profit or loss and other comprehensive income. Amounts charged to the allowance account are generally written off, when there is no expectation of recovering additional cash.

The maximum exposure to credit risk at the reporting date is the fair value of each class of receivable mentioned above.

10 PROPERTY, PLANT AND EQUIPMENT

	Freehold Land	Furniture & Fittings	Motor Vehicles	Leased Vehicles	Work in Progress	Total
At 31 March 2019						
Cost	19,126,293	23,225,582	7,788,066	3,157,542	-	53,297,483
Accumulated Depreciation	-	(16,476,784)	(4,004,754)	(1,349,276)	-	(21,830,814)
Net book amount	\$ 19,126,293	\$ 6,748,798	\$ 3,783,312	\$ 1,808,266	\$ -	\$ 31,466,669
Year ended 31 March 2020						
Opening net book amount	19,126,293	6,748,798	3,783,312	1,808,266	-	31,466,669
Additions	-	283,597	16,033	6,679	3,995,596	4,301,905
Disposals	-	(57,934)	(775,351)	(499,638)	(51,054)	(1,383,977)
Net foreign exchange differences	-	89,528	4,758	-	-	94,286
Transfers	-	2,908,667	282,124	592,989	(3,582,079)	201,701
Depreciation charge	-	(1,985,071)	(1,202,521)	(523,508)	-	(3,711,100)
Closing net book amount	\$ 19,126,293	\$ 7,987,585	\$ 2,108,355	\$ 1,384,788	\$ 362,463	\$ 30,969,484
At 31 March 2020						
Cost	19,126,293	24,865,160	5,794,400	2,404,333	362,463	52,552,649
Accumulated Depreciation	-	(16,877,575)	(3,686,045)	(1,019,545)	-	(21,583,165)
Net book amount	\$ 19,126,293	\$ 7,987,585	\$ 2,108,355	\$ 1,384,788	\$ 362,463	\$ 30,969,484
Year ended 31 March 2021						
Opening net book amount	19,126,293	7,987,585	2,108,355	1,384,788	362,463	30,969,484
Additions	-	-	-	-	3,201,343	3,201,343
Disposals	-	(1,486,608)	(122,383)	(6,234)	(33,382)	(1,648,607)
Net foreign exchange differences	-	(129,882)	(7,385)	-	-	(137,267)
Transfers	-	1,079,812	1,074,182	266,700	(3,046,489)	625,795
Depreciation charge	-	(2,114,436)	(1,255,206)	(143,961)	-	(3,513,603)
Closing net book amount	\$ 19,126,293	\$ 5,336,471	\$ 1,797,563	\$ 1,501,293	\$ 483,935	\$ 28,245,555
At 31 March 2021						
Cost	19,126,293	20,213,027	6,247,768	2,628,186	483,935	48,699,209
Accumulated Depreciation	-	(14,876,556)	(4,450,205)	(1,126,893)	-	(20,453,654)
Net book amount	\$ 19,126,293	\$ 5,336,471	\$ 1,797,563	\$ 1,501,293	\$ 483,935	\$ 28,245,555

10 PROPERTY, PLANT AND EQUIPMENT - Continued

The depreciation policies adopted are set out in note 1(d). Depreciation expense is recognised in profit or loss within administrative costs, except for depreciation expense in relation to leased vehicles which is recognised within cost of sales.

There were no indications that any items of property, plant and equipment were impaired based on the assessment performed by the Group at the end of the reporting period.

Note 10 provides information on property, plant and equipment by the Group. Motor vehicles includes the following amounts where the Company is a lessor under a finance lease:

	2021 \$	2020 \$
Cost	2,628,186	2,404,333
Accumulated depreciation	(1,126,893)	(1,019,545)
Net book amount	\$ 1,501,293 =====	\$ 1,384,788 =====

11 INTANGIBLE ASSETS

Intangible assets are included in the consolidated financial statements on the following bases:

	Computer Software \$
At 1 April 2019	
Cost	2,414,342
Accumulated amortisation	(1,439,939)
Net book amount	<u>\$ 974,403</u>
Year ended 31 March 2020	
Opening net book amount	974,403
Transfers from property, plant and equipment	201,701
Disposals	-
Net foreign exchange differences	5,958
Amortisation charge	(321,549)
Closing net book amount	<u>\$ 860,513</u>
At 31 March 2020	
Cost	2,622,001
Accumulated amortisation	(1,761,488)
Net book amount	<u>\$ 860,513</u>
Year ended 31 March 2021	
Opening net book amount	860,513
Addition	15,900
Transfers from property, plant and equipment	625,795
Disposals	(78,318)
Net foreign exchange differences	(9,383)
Amortisation charge	(382,227)
Closing net book amount	<u>\$ 1,032,280</u>
At 31 March 2021	
Cost	3,165,537
Accumulated amortisation	(2,133,257)
Net book amount	<u><u>\$ 1,032,280</u></u>

12 INVENTORIES

	2021 \$	2020 Restated \$
Merchandise	37,255,186	49,569,898
Motor vehicles and associated stock	15,575,738	18,966,663
Other	3,510,368	3,479,303
Provision for impairment loss	(5,662,967)	(4,053,581)
	<u>50,678,325</u>	<u>67,962,283</u>
Goods in transit	3,543,013	1,781,373
	<u>\$ 54,221,338</u>	<u>\$ 69,743,656</u>

Inventories recognised as an expense during the year ended 31 March 2021 amounted to \$84,566,089 (2020: \$111,344,226). These were included in cost of sales.

13 RECONCILIATION OF CASH

(a) For the purposes of the statement of cash flows, cash and cash equivalents includes cash on hand and in banks net of bank overdraft. Cash and cash equivalents at the end of the reporting period as shown in the statement of cash flows is reconciled to the related items in the statement of financial position as follows:

	2021 \$	2020 \$
Cash on hand and at bank	13,561,470	4,796,295
Bank overdraft	-	(10,093,023)
	<u>\$ 13,561,470</u>	<u>(\$ 5,296,728)</u>

(b) **Financing facilities**

Bank overdraft facilities totalling \$21,300,000 (2020: \$34,636,559) were available to the Company as at the reporting date.

(c) **Securities**

Securities on the overdraft facilities are disclosed in note 18.

(d) **Net debt reconciliation**

	2021 \$	2020 \$
Cash on hand and at bank	13,561,470	4,796,295
Liquid investments	1,230	1,230
Bank overdraft	-	(10,093,023)
Borrowings – repayable within one year	(1,278,883)	(10,768,236)
Borrowings – repayable after one year	(30,212,931)	(36,905,722)
	<u>(\$ 17,929,114)</u>	<u>(\$ 52,969,456)</u>

13 RECONCILIATION OF CASH – Continued

Net debt reconciliation	Cash	Liquid investments	Borrowings
Balance as at 1 April 2019	(13,806,766)	1,230	(47,641,160)
Cash flows	8,709,712	-	(32,798)
Effect of exchange rate movement	(199,674)	-	-
Balance as at 31 March 2020	(5,296,728)	1,230	(47,673,958)
Cash flows	18,565,193	-	16,182,144
Effect of exchange rate movement	293,005	-	-
Balance at 31 March 2021	13,561,470	1,230	(31,491,814)

14 LEAVE ENTITLEMENTS

	2021 \$	2020 \$
Annual leave	1,226,686	1,799,949
Long service leave	259,330	135,882
	<u>\$ 1,486,016</u>	<u>\$ 1,935,831</u>
	=====	=====

15 RELATED PARTY TRANSACTIONS

(a) **Directors**

(i) The following were directors of the Holding Company at any time during the financial year and up to the date of these consolidated financial statements:

Dilip Khatri
Navin Patel
Suresh Patel
Dinesh Patel
Satish Parshotam
Ratu Aisea Waka Vosailagi (Independent)
David Evans (Independent)
Jenny Seeto (Independent)
Suliano Ramanu – resigned on 23 November 2020
Ashwin Pal – appointed on 01 December 2020

(ii) For fees paid to directors, refer Note 6.

(iii) Interests held by directors in the ordinary shares of the Holding Company, either directly or indirectly, are as follows:

15 RELATED PARTY TRANSACTIONS – Continued

	2021 No. of shares	2020 No. of shares
Dilip Khatri	2	2
Dinesh Patel	20,002	20,002
Satish Parshotam	2	2
Suresh Patel	40,551	40,551
Candle Investments Pte Limited	6,445,323	6,445,323
Challenge Engineering Pte Limited	19,335,959	19,335,959
Jacks Equity Investments Pte Limited	19,335,959	19,335,959
R C Manubhai & Co Pte Limited	19,335,959	19,335,959
Vision Group Pte Limited	806,460	806,460

(b) Key management personnel

Key management personnel are those persons having authority and responsibility for planning, directing and controlling the activities of the entity. During the year the executives identified as key management personnel were the Chief Executive Officer, General Manager Commercial & People Development, General Manager Credit, General Manager Finance, General Manager Retail Operations, General Manager Group Retail & Procurement, Chief Marketing Officer, Manager HR & Compliance, Head of Audit, Risk & Governance, General Manager Sportsworld, Head of Commercial and Service, General Manager - Vision Motors, Manager - Mahogany Industries (Fiji) and PNG Commercial Manager.

The amount of compensation of the key management personnel recognised in profit or loss is as follows:

	2021 \$	2020 \$
Short-term employee benefits	\$ 1,875,532	\$ 2,540,744

Some management personnel have interest either directly or indirectly, in the ordinary shares of the Holding Company. This totalled 108,297 shares as at 31 March 2021 (2020: 109,297).

(c) Transactions with director-related entities

Director-related entities are those entities which have common director(s) with the Holding Company. The following summarises the material transactions the Group has with director-related entities:

- Vision Group Pte Limited (VGL) – the Holding Company charges management fees to VGL and its subsidiaries for provision of administrative and support services at the rate of \$362,023 per annum (2020: \$362,023).
- Vision Properties Pte Limited (VPL) – the Holding Company leases a number of properties from VPL.
- Vision Services Pte Limited (VSL) – Pursuant to a management agreement, the Holding Company is charged a management fee by Vision Services Pte Limited. For the year ended 31st March 2021, the management fee was \$2,604,578 (2020: \$1,659,758). In the first 5 year term of the management agreement which ended effective at year ended 31st March 2020, Vision Services Pte Limited had agreed to significantly discount the fees as a precondition for some institutional investors acquiring or subscribing for shares in the Company at the time of listing of the Company on the SPX in February 2016. The agreement was renegotiated effective from 1st April 2020 and the discount element was also eliminated and hence an increase in management fees for the current year.
- Challenge Engineering Pte Limited (CEL) – the Holding Company leases a number of properties from CEL.

15 RELATED PARTY TRANSACTIONS – Continued

The Group also transacts with other director-related entities as part of its normal business operations

The current year transactions arising from the above are as follows:

	2021 \$	2020 \$
Sales of various goods and services	1,154,627	1,860,791
Purchases of various goods and services	819,046	1,611,137
Management fees income	362,023	362,023
Management fees expense	2,604,578	1,659,758
Lease of premises	3,435,281	3,953,060
Legal fees	26,530	36,527

(d) Amounts owing by related parties

The Company conducted a number of trading transactions giving rise to other receivables with various director-related companies as below.

	2021 \$	2020 \$
Current		
Denarau Investments Pte Ltd	410,077	189,561
Hilton Fiji Beach Resort & Spa	922,929	731,895
Others	210,690	296,736
	<u>\$ 1,534,696</u>	<u>\$ 1,218,192</u>

The transactions have occurred at an arm's length basis and interest is applicable on outstanding balances that exceeds the normal credit terms.

(e) Amounts owing to related parties

	2021 \$	2020 \$
Non-current		
Loans and advances from related parties: Warehouse Kingdom (Pacific) Limited	<u>\$ 250,409</u>	<u>\$ 250,409</u>

16 CAPITAL AND OTHER COMMITMENTS

As at 31 March 2021, there were no capital expenditure commitments for the Group (2020: \$Nil).

17 CONTINGENT LIABILITIES

The Company has undertaken to provide sufficient financial assistance to its Subsidiary company, Vision Homecentres Limited, as and when it is needed to enable the subsidiary to continue its operations and fulfil all of its financial obligations now and in the future. This undertaking has been provided for a minimum period of twelve months from the signing of the subsidiary's 31 March 2021 financial statements.

18 BANK OVERDRAFT AND BORROWING

The borrowings include loan facilities with Westpac Banking Corporation – Fiji amounting to \$46.49 million which has been drawn. The Company also holds bank overdraft facilities amounting to \$21.3 million (2020: \$34.6 million) of which none (2020: \$10.1 million) has been utilised.

The non-current loans are due for repayment on 30 April 2022 and renewable subject to the Holding Company meeting the bank's normal criteria. Currently, these loans are on interest only basis. One facility for \$6.6 million is subject to principal repayment of \$125,000 per month.

The overdraft and loan facilities of the Company are secured by a registered fixed and floating charge over the Group's assets and undertakings including its uncalled and called but unpaid capital and first registered mortgage over CT No. 32768 Lot 1 DP 8349 situated at Corner of Kings Road and Ratu Dovi Road, Laqere, Nasinu.

19 LEASES

(a) Right-of-use assets

The Group leases buildings for its office space, retail stores and warehouses. The leases of office space, retail stores and warehouses typically run for a period of two to twenty years. The Company also has lease contracts for leasehold land for a remaining period of ninety-five years.

Some leases include an option to renew the lease for an additional period in accordance with the lease contracts after the end of initial lease term. Some leases provide for additional rent payments that are based on changes in the consumer price index or market rent review.

Certain real estate leases also have a variable component to the amount whereby the lease is based on changes in the consumer price index.

The Group expects the relative proportions of fixed and variable lease payments to remain broadly consistent in future years.

Information about leases for which the Group is a lessee is presented below.

The statement of financial position shows the following amounts relating to right-of-use assets:

Right-of-use assets - Properties

	2021 \$	2020 \$
Balance as at 1 April	40,448,964	43,023,966
Additions	2,520,934	4,778,486
Terminations	(1,248,037)	(1,229,055)
Remeasurements	654,663	1,428,440
Depreciation charge for the year	(7,357,624)	(7,552,873)
Balance as at 31 March	<u>\$ 35,018,900</u>	<u>\$ 40,448,964</u>

19 LEASES – Continued

(i) *Amounts recognised in the statement of financial position*

	2021 \$	2020 \$
Right of use assets	35,018,900	40,448,964
Lease liabilities included in the statement of financial position at 31 March 2021		
Current	6,210,219	6,793,922
Non-current	29,516,826	33,985,635
Total lease liabilities at 31 March	<u>\$ 35,727,045</u>	<u>\$ 40,779,557</u>

(ii) *Amounts recognised in profit or loss*

The statement of profit or loss shows the following amounts relating to leases

Depreciation charge of right-of-use assets	7,357,624	7,552,873
Interest expense (included in finance cost)	1,584,546	2,002,238
Expense relating to short-term leases (included in administrative expenses)	230,494	500,134

(iii) *Amounts recognised in statement of cash flows*

Total cash outflow for leases	6,805,926	5,832,520
-------------------------------	-----------	-----------

(b) Lease Liabilities

Maturity analysis – contractual undiscounted cash flows

	2021 \$	2020 \$
Less than one year	7,836,096	8,535,190
One to five years	19,031,259	20,162,579
More than five years	19,492,504	20,902,327
Total undiscounted lease liabilities at 31 March	<u>\$ 46,359,859</u>	<u>\$ 49,600,096</u>

Short term lease expenditure and commitments

The Group leases a number of properties from external and related parties which are on short term basis.

Total commitments for future lease rentals, which have not been provided for in the consolidated financial statements are as follows:

	2021 \$	2020 \$
Less than one year	345,628	286,552

19 LEASES – Continued

Rent Concessions

The Company negotiated rent concessions with its landlords for the majority of its retail stores, warehouses and office space as a result of the severe impact of the COVID-19 pandemic during the year. The Company applied the practical expedient for COVID-19-related rent concessions consistently to eligible rent concessions relating to its retail stores, warehouses and office space. The amount recognised in profit or loss for the reporting period to reflect changes in lease payments arising from rent concessions to which the Company has applied the practical expedient for COVID-19-related rent concessions is \$1,005,529 (2020: nil).

20 CONTRACT LIABILITIES

	2021 \$	2020 \$
Contract liabilities- extended warranties	7,536,763	9,427,273
<i>(i) Revenue recognised in relation to contract liabilities</i>		
Revenue recognised that was included in the contract liability balance at the beginning of the period	4,830,533	4,446,131
Revenue recognised in relation to contract liabilities arising during the year	15,617	247,023
Total revenue recognised in relation to contract liabilities	<u>\$ 4,846,150</u>	<u>\$ 4,693,154</u>

Management expects the transaction price allocated to unsatisfied or partially unsatisfied performance obligations to be recognised as revenue as follows:

	2021 \$	2020 \$
Within 1 year	4,031,639	4,851,921
Between 1 and 2 years	2,659,278	3,400,575
Between 2 and 3 years	845,846	1,174,777
Total contract liabilities at 31 March	<u>\$ 7,536,763</u>	<u>\$ 9,427,273</u>

21 EARNINGS PER SHARE – BASIC & DILUTED

Basic earnings per share

Basic earnings per share is determined by dividing the profit for the year of the Group by the weighted average number of ordinary shares in issue during the year.

Diluted earnings per share

Diluted (loss)/earnings per share is determined on the same basis as above as the Group does not have any convertible instruments, options, warrants or ordinary shares that will be issued upon the satisfaction of specified conditions.

	2021	2020
Profit for the year	\$ 7,012,502	\$ 15,742,683
Weighted average number of ordinary shares used to compute earnings per share	103,769,425	103,769,425
Basic and diluted earnings per share	<u>\$ 0.07</u>	<u>\$ 0.15</u>

22 PRIOR PERIOD ADJUSTMENT

A discrepancy was noted in relation to inventory due to the system migration undertaken in a prior year. The error resulted in an overstatement of inventory recognised for the prior period and a corresponding impact on profit. The error has been corrected by restating each of the affected financial statement line items for the prior period as follows:

	Previously reported 2020 (\$)	Adjustments \$	Restated 2020 (\$)
Asset			
Inventory	73,306,294	3,562,638	69,743,656
Current income tax asset	1,095,284	248,761	1,344,045
Equity			
Opening retained earnings	35,550,181	3,313,877	32,236,304

23 PRINCIPAL ACTIVITIES

The principal activities of the Group are the sale of furniture, household electrical items, electronic goods, general merchandise and the financing of these products at a margin, manufacture of furniture and joinery works; and trading, leasing and repair of motor vehicles, vehicle rentals and spare parts, insurance agency and consumer financing.

24 INCORPORATION AND REGISTERED OFFICE

The Holding Company is incorporated and domiciled in Fiji and its registered office is located at:

Level 2 Vivrass Plaza
Lot 1 Corner of Ratu Dovi Road and Kaua Road
Laucala Beach Estate
Suva

25 COVID-19

The World Health Organisation declared the spread of the Novel Coronavirus (COVID-19) as a pandemic on 11 March 2020, which has become a significant health issue globally. Measures taken to contain the virus are having a significant negative economic impact on global markets including Fiji's major trading partners. Economic activity in Fiji has also been drastically impacted with business disruptions and economic activity reduced in most market sectors. The travel and tourism sectors which accounted for over 35% of Fiji's GDP is at a standstill.

There is considerable uncertainty around the possible duration and depth of impact of the disruption caused by the pandemic. The economic disruption had an adverse and significant impact on the operations and the Group's FY2021 operating results. As the pandemic and the resulting economic disruptions are continuing, this will continue to have an impact on the Groups' future operations. Due to the prevailing uncertainty, the extent of the future impact on the Group's operations cannot be assessed with any degree of accuracy.

In response to the economic impact of the COVID-19 outbreak, the Group has implemented a raft of measures to minimise the impact on the Group's operating results and to protect the health, safety and wellbeing of its employees. The measures include wide ranging initiatives to reduce operating costs and to monitor and manage cash flows to maintain liquidity. Of particular concern is the impact the economic crisis is having on the Company's hire purchase customers and the loan book. As per the hardship provisions in the Consumer Credit Act, practical assistance has been extended to customers directly impacted by the crisis. The hire purchase loan book is under close monitoring and adequate provisioning has been made for all perceived doubtful debts.

25 COVID-19 – Continued

The Group continues to carefully monitor and assess its business operations and finances during this unprecedented crisis. Robust stress testing is being done on the Group's operating results and balance sheet, to manage cash reserves to continue funding operations for the foreseeable future. The directors continue to carefully monitor the Company's dividend policy to balance the needs of the shareholders and liquidity to fund operations.

26 EVENTS SUBSEQUENT TO BALANCE DATE

There has not arisen in the interval between the end of the financial year and the date of this report any items, transaction or event of a material and unusual nature likely, in the opinion of the Board, to affect significantly the operations of the Group, the results of those operations, or the state of affairs of the Group. The economic disruption caused by the pandemic continues beyond the balance date, which will continue to impact the Group's operations. Additionally, in Fiji in April 2021, lockdowns were imposed by government on some parts of the country due to the spread of the Corona virus. This will impact the future sales of the Group, but the impact cannot be accurately assessed due the prevailing uncertainty. On 30 June 2021, the Holding Company declared additional interim dividends of 2 cents per share totalling \$2,075,389.

27 SEGMENT INFORMATION

(a) Description of segments and principal activities

The Group's chief decision makers comprise of the executive committee who examine the Group's performance and have identified two reportable business segments:

The principal activities of the Group comprise:

- retailing of household furniture, furnishings, home appliances, information technology products, insurance agency, consumer financing and manufacture of household furniture for sale through retail outlets;
- trading, leasing and after sales servicing of motor vehicles and rental of vehicles.

The Group operates in the geographical segments of Fiji and Papua New Guinea.

The chief decision makers primarily use a measure of adjusted earnings before interest, tax, depreciation and amortisation (EBITDA) to assess the performance of the operating segments. However, the executive committee also receives information about the segments' revenue and assets on a monthly basis

(b) Business segments

	Retailing \$	Automotive \$	Inter Segment \$	Total \$
31 March 2021				
External operating revenue	127,060,096	15,978,436	(3,587,730)	139,450,802
Total assets	196,417,297	23,208,902	(28,577,398)	191,048,801
Total liabilities	101,374,002	22,277,507	(33,733,055)	89,918,454
31 March 2020				
External operating revenue	160,741,317	26,950,061	(6,113,872)	181,577,506
Total assets	216,517,099	24,576,736	(23,234,530)	217,859,305
Total liabilities	123,875,490	22,859,118	(25,184,979)	121,549,629

27 SEGMENT INFORMATION - Continued

(c) Geographical Segments

	Fiji \$	PNG \$	Inter Segment \$	Total \$
31 March 2021				
External operating revenue	138,376,175	1,074,627	-	139,450,802
Total assets	188,533,960	2,514,841	-	191,048,801
Total liabilities	89,513,679	5,829,453	(5,424,678)	89,918,454

	Fiji \$	PNG \$	Inter Segment \$	Total \$
31 March 2020				
External operating revenue	179,528,246	2,049,260	-	181,577,506
Total assets	212,320,103	5,539,202	-	217,859,305
Total liabilities	117,382,916	6,349,405	(2,182,692)	121,549,629

(d) Performance of investment in subsidiary (PNG Segment)

The carrying values of the Holding Company's investment in and receivables from its subsidiary were assessed for impairment due to the subsidiary incurring ongoing losses and having a net liability position as at 31 March 2021.

At the Holding Company level both the investment in and receivables from the subsidiary were fully impaired. Total impairment provisions taken up in the Holding Company financial statements amounted to \$12,067,322 (2020: \$8,529,226).

This does not impact the Group operating results as the investment in and the receivables from the subsidiary balances are eliminated in the Group financial statements. The subsidiary's operating losses are already reflected in the Group's operating results.



**VISION INVESTMENTS LIMITED AND SUBSIDIARY
DISCLAIMER ON UNAUDITED SUPPLEMENTARY INFORMATION
FOR THE YEAR ENDED 31 MARCH 2021**

The additional unaudited supplementary information presented on page 62 to 65 is compiled by the Board of Vision Investments Limited. Accordingly, we do not express an opinion on such financial information and no warranty of accuracy or reliability is given.

We advise that neither the firm nor any member or employee of the firm accepts any responsibility arising in any way whatsoever to any person in respect of such information, including any errors or omissions therein, arising through negligence or otherwise however caused.

30 June 2021
Suva, Fiji

A handwritten signature in blue ink, appearing to read 'PricewaterhouseCoopers', is positioned above the printed name of the firm.

**PricewaterhouseCoopers
Chartered Accountants**

*PricewaterhouseCoopers, Level 8 Civic Tower, 272 Victoria Parade, Suva, Fiji.
GPO Box 200, Suva, Fiji.*

T: (679)3313955 / 3315199, F: (679) 3300981 / 3300947

PricewaterhouseCoopers is a member firm of PricewaterhouseCoopers International Limited, each member firm of which is a separate legal entity.

VISION INVESTMENTS LIMITED AND SUBSIDIARY

Listing requirements of the South Pacific Stock Exchange (not included elsewhere in this Annual Report)

a) Disclosure under section 51.2(vi) of the SPX Listing Rules

No of Holders	Holding	% Holding
64	Less than 500 shares	0.01%
171	501 to 5,000 shares	0.35%
61	5,001 to 10,000 shares	0.54%
18	10,001 to 20,000 shares	0.29%
6	20,001 to 30,000 shares	0.14%
1	30,001 to 40,000 shares	0.04%
3	40,001 to 50,000 shares	0.14%
3	50,001 to 100,000 shares	0.17%
9	100,001 to 1,000,000 shares	1.88%
9	Over 1,000,000 shares	96.44%
345		100.00%

b) Disclosure under section 51.2 (iv) of the SPX Listing Rules

Details of directors and senior management who hold shares directly or indirectly in Vision Investments Limited are as follows:

Directors	Direct Interest (No of Shares)	Indirect Interest (No of Shares)
Dinesh Patel (Indirect Interest via R C Manubhai & Company Pte Limited and connected persons)	2	19,355,959
Suresh Patel (Indirect Interest via Challenge Engineering Pte Limited and connected persons)	2	19,376,508
Dilip Khatri (Indirect Interest via Jacks Equity Investments Pte Limited)	2	19,335,959
Satish Parshotam (Indirect Interest via Candle Investments Pte Limited)	2	6,445,323
Dinesh Patel, Suresh Patel, Dilip Khatri, Satish Parshotam (Indirect Interest via Vision Group Pte Limited)	-	806,460

Related Parties

Navin Patel is a director and shareholder of Jacks Equity Investments Pte Limited and a director of Vision Group Pte Limited and these companies held 19,335,959 and 806,460 ordinary shares respectively in Vision Investments Limited as at the date of this report.

VISION INVESTMENTS LIMITED AND SUBSIDIARY

Listing requirements of the South Pacific Stock Exchange (not included elsewhere in this Annual Report) (Continued)

Senior Management	Direct Interest (No of Shares)	Indirect Interest (No of Shares)
Ajay Lal	69,276	-
Maria Sandys	10,021	-
Vinod Kumar	10,000	-
Niraj Kumar Bhartu	5,000	5,000
Sanjesh Prasad	5,000	-
Anil Senewiratne	3,000	-
Ram Aman Singh	1,000	-

c) Disclosure under section 51.2 (v) of the SPX Listing Rules

Details of shareholdings of those persons holding twenty (20) largest blocks of shares;

Shareholder Name	No of Shares	Total% Holding
Jacks Equity Investments Pte Limited	19,335,959	18.63%
Challenge Engineering Pte Limited	19,335,959	18.63%
R C Manubhai & Company Pte Limited	19,335,959	18.63%
Fiji National Provident Fund Board	18,750,128	18.07%
BSP Life (Fiji) Limited	6,905,869	6.66%
Candle Investments Pte Limited	6,445,323	6.21%
Unit Trust of Fiji (Trustee Company) Ltd	4,458,598	4.30%
International Finance Corporation	3,184,712	3.07%
FHL Trustees Limited ATF Fijian Holdings Unit Trust	2,322,455	2.24%
Vision Group Pte Limited	806,460	0.78%
Harikisun Pte Limited	210,000	0.20%
Na Hina Limited	200,000	0.19%
Herbert And Diane Powell	178,300	0.17%
Vanuabalavu Vision Pte Limited	122,832	0.12%
Sanjay Lal Kaba	120,000	0.12%
Narhari Electrical Company Pte Limited	110,000	0.11%
Dr Jayant Patel & Dr Nirmalaben Patel	106,320	0.10%
Pravin Patel	101,000	0.10%
Ajay Lal	69,276	0.07%
FHL Media Limited	60,260	0.06%
Ritesh Singh	50,004	0.05%
FijiCare Insurance Limited	50,000	0.05%
Coledale Limited	50,000	0.05%
	102,309,414	98.61%

VISION INVESTMENTS LIMITED AND SUBSIDIARY

Listing requirements of the South Pacific Stock Exchange (not included elsewhere in this Annual Report) (Continued)

d) Disclosure under section 51.2 (x) of the SPX Listing Rules:

Subsidiary's performance:

	2021 \$	2020 \$
Turnover	1,074,627	2,049,260
Other income	-	-
	<u>1,074,627</u>	<u>2,049,260</u>
Depreciation & amortisation	(785,012)	(902,946)
Interest expense	(108,946)	(307,818)
Other expenses	(2,864,745)	(2,262,486)
Tax expense	-	-
Net loss after tax	<u>(2,684,076)</u>	<u>(1,423,990)</u>
Assets	2,514,846	5,539,203
Liabilities	(5,829,453)	(6,349,405)
Deficiency in capital	<u>(3,314,607)</u>	<u>(810,202)</u>

e) Disclosure under Section 51.2 (xiv) of the SPX Listing Rules:

Summary of key financial results for the Group:

	2021 \$	2020 \$	2019 \$	2018 \$	2017 \$
Net Profit after Tax	7,012,502	15,742,683	24,023,323	20,168,939	18,396,597
Assets	191,048,801	217,859,305	226,666,616	155,028,766	141,713,223
Liabilities	89,918,454	121,549,629	132,418,235	69,335,837	66,158,216
Equity	101,130,347	96,309,676	94,248,381	85,692,929	75,555,007

f) Disclosure under Section 51.2 (xv) of the SPX Listing Rules:

	2021
Dividend declared per share (cents)	2.00
Earnings per share (cents)	6.76
Net tangible assets per share (\$)	0.96
Highest market price per share (\$)	4.70
Lowest market price per share (\$)	3.54
Market price per share at end of financial year (\$)	3.75

Listing requirements of the South Pacific Stock Exchange (not included elsewhere in this Annual Report) (Continued)

(g) Disclosure under rule 51.2 (viii) of the SPX Listing Rules:

Board Meeting Attendance

Directors	22.4.20	30.07.20	25.09.20	27.11.20	26.01.21
Dilip Khatri	√	√	√	√	√
Navin Patel	√	√	√	√	√
Suresh Patel	√		√	√	√
Dinesh Patel	√		√	√	√
Satish Parshotam	√	√	√	√	√
Jenny Seeto	√	√	√	√	√
Ratu Aisea Waka Vosailagi			√	√	√
David Evans	√	√	√	√	√
Suliano Ramanu – resigned on 23.11.2020	√	√	√		
Ashwin Pal – appointed on 01.12.2020					√

(h) Disclosure under Section 51.2 (xvi), (xvii), (xviii) of the SPX Listing Rules:

Registered and Principal Administrative Office Share register

Vision Investments Limited
 Level 2 Vivrass Plaza
 Lot 1 Corner of Ratu Dovi Road and Kaua Road
 Laucala Beach Estate
 Suva, Fiji

Telephone number: 8925 989
 Email: info@vil.com.fj
 Website: www.vil.com.fj

The company secretary is Niraj Bhartu.

Central Share Registry Pte Limited
 Shop 1 and 11, Sabrina Building
 Victoria Parade
 GPO Box 11689
 Suva, Fiji

Telephone number: 330 4130

Corporate Governance Report required under rule 62 and 51.2(xix) of the SPX Listing Rules.

Principle	Requirement	Compliance Status
1. Establish clear responsibilities for board oversight	Separation of duties: Clear separation of duties between Board and Senior Management.	In place and included in the Board Charter.
	Board Charter: Adopt a Board charter detailing functions and responsibilities of the Board.	Board Charter in place.
2. Constitute an effective Board	Board Composition: Balanced Board Composition with Executive and Non-Executive directors of which 1/3rd of total number of directors to be independent directors.	In compliance. Board comprises of 9 directors including 3 Independent Directors.
	Gender Diversity: Do you have a policy for promoting gender diversity at Board level and have you achieved your policy goals?	Policy on board gender diversity included in Nominating and Governance Committee Charter. One female director on the Board.
	Nomination Committee: Selection, approval, renewal and succession of Directors to be conducted by Nomination Committee in accordance with Articles of Association of the Company and Fit and Proper Policy of Reserve Bank.	In place and included in the Nominating and Governance Committee Charter. Rotation of Directors done in accordance with Articles of Association.
	Board Evaluation: Process of evaluation of performance of the Board, its Committees and individual directors. Evaluation to be linked to key performance indicators of the listed entity.	Process for evaluation included in the Nominating and Governance Committee Charter. Processes are yet to be fully implemented.
	Directors Training: Directors' training and induction procedure to be in place to allow new directors to participate fully and effectively.	In place and included in Nominating and Governance Committee Charter. Inductions are held for new Directors.
	Board Sub-committees: Board must have sub-committees which must at a minimum include - <ul style="list-style-type: none"> • Audit Committee; • Risk Management Committee; and • Nomination Committee/ Recruitment Committee. 	The following Sub Committees in place: <ul style="list-style-type: none"> - Nominating and Governance Sub Committee - Audit, Finance and Risk Sub Committee - Remuneration and Human Resource Sub Committee

Principle	Requirement	Compliance Status
3. Appointment of Chief Executive Officer/Managing Director	CEO: To appoint a suitably qualified and competent Chief Executive Officer/ Managing Director	In place and the process is included in the Nominating and Governance Committee Charter.
4. Appointment of a Board and Company Secretary	Company Secretary: Board to appoint a suitably qualified and competent Company Secretary, who is accountable to the Board, through Chair, for all compliance and governance issues.	Company Secretary Charter in place and included in the Board Charter.
5. Timely and balanced disclosure	Annual Reports: Timely and accurate disclosures are made in Annual reports as per rule 51 of Listing Rules.	Disclosures made as per SPX Listing Rules and Communication and Disclosure Policy.
	Payment to Directors and Senior management: Sufficient information to be provided to shareholders on remuneration paid to Directors and Senior Management.	Disclosure made in the Annual Report.
	Continuous Disclosure: General disclosures or company announcements to be made in a timely manner. The disclosures should be factual without omitting material information and to be expressed in a clear and objective manner to shareholders.	Disclosures made in compliance with SPX Listing Rules and Communication and Disclosure Policy.
6. Promote ethical and responsible decision-making	Code of Conduct: To establish a minimum Code of Conduct of the listed entity applicable to Directors, Senior Management and Employees and conduct regular trainings on the same.	Code of Ethics and Conduct for Board of Directors in place. Directors have signed an acknowledgement of Governance Policies and Ethics. Senior executives have signed an acknowledgement of Code of Conduct and Ethics. Code of Conduct for employees noted in the Employee Handbook and Employment Contracts.

Principle	Requirement	Compliance Status
7. Register of Interests	Conflicts of Interest: Transactions with related parties resulting in conflict of interest are disclosed and a register is maintained for this purpose.	Register of Interest Policy in place for Directors. General rules of Conflict of Interest noted in the Employee Handbook.
8. Respect the rights of shareholders	Communication with shareholders: To design communication strategy to promote effective communication with shareholders and encourage their participation. Examples: Communication through Annual Reports, Annual General Meetings, or any other means of electronic communication.	Communication and Disclosure Policy in place. Market Announcements made for all significant events. Annual Reports provided to all shareholders through the Central Share Registry. Company website contains information useful to shareholders and investors.
	Website: To create and maintain a Website of the listed entity to communicate effectively with shareholders and other stakeholders. All matters of importance to be updated regularly on the Website.	Website in place. www.vil.com.fj
	Grievance Redressal Mechanism: To establish a Grievance Redressal Mechanism for Shareholders to address shareholders complaints and grievances.	Included in the Shareholder Charter. Shareholders can communicate through the Company website.
	Shareholders' Complaints: To provide the number of shareholders' complaints received and attended to during the year. Provide reasons if any complaint is unresolved or unattended.	None received. All Shareholder complaints are reviewed by the Board at the quarterly meetings.
	Corporate Sustainability: To adopt a business approach that creates long-term shareholder value by embracing opportunities, managing risks, maximising profits and minimising negative social, economic, and environmental impacts.	Approach to business is noted in the Company Vision, Purpose, Values and Strategic Objective statements. Shareholder, Governance and Risk policies noted in various Charters and Policy Documents.

Principle	Requirement	Compliance Status
9. Accountability and audit	<p>Internal Audit: To appoint an internal auditor or an alternative mechanism to achieve the objectives of risk management, control and governance.</p>	<p>Internal Audit Department in place managed by the Head of Audit, Risk & Governance.</p> <p>Risks are managed and mitigated through the Enterprise Risk Management Framework, Risk Appetite Statement and Risk Registers.</p>
	<p>External Audit: To appoint an external auditor who reports directly to the Board Audit Committee.</p>	<p>External Auditors appointed by Shareholders at the AGM and report to the Audit, Finance and Risk Sub Committee.</p>
	<p>Rotation of External Auditor: To appoint the external auditor for a fixed term requiring senior partner of the audit firm to rotate once in every three or less financial years.</p>	<p>Board Charter specifies Senior Partner of the Audit Firm to rotate every five years on recommendation made by Audit, Finance and Risk Sub Committee.</p>
	<p>Audit Committee: To establish an Audit Committee comprising of at least 3 members of which majority are independent and Chair is not Chair of the Board.</p>	<p>Audit, Finance and Risk Sub Committee in place with four Directors as members chaired by an Independent Director.</p>
10. Risk Management	<p>Risk Management Policy: To establish a Risk Management Policy to address risk oversight, risk management and internal control. The Policy to clearly define the roles and responsibilities of the Board, Audit committee, management and internal audit function.</p>	<p>Enterprise Risk Management Framework and Risk Appetite Statement in place.</p> <p>Risk Registers in place for all functional departments and key locations and is reviewed quarterly.</p> <p>Risk identification, management and mitigation overseen by the Audit, Finance and Risk Sub Committee.</p>
	<p>Whistle Blower Policy: As part of risk management strategy, establish a Whistle Blower Policy by creating a mechanism of reporting concerns of unethical behavior, actual or suspected fraud or violation of the listed entity's code of conduct or ethics policy, SPX Rules or Companies Act. [Refer Rule 68 of the Listing Rules]</p>	<p>Whistle Blower Policy in place to encourage reporting of malpractices and employee harassment.</p> <p>Prevention of Insider Trading Policy in place to manage ethical trading of Company Securities.</p>

CORPORATE GOVERNANCE

ROLE OF THE BOARD

The Board of Directors ("Board") is elected by the Shareholders to oversee the management of the Company and to direct performance in the best interest of the Company and its Shareholders. The focus of the Board is to create long term shareholder value with due regard to interest of other stakeholders and ensuring the Company is managed in accordance with best practice and high level of Corporate Governance.

The principle responsibilities of the Board are to:

- Establish the Company's objectives and review the major strategies for achieving these objectives;
- Establish an overall policy framework within which the Company conducts its business;
- Review the Company's performance including approval of and monitoring against budget;
- Ensure that Company financial statements are prepared and presented to give a true and fair view of the Company's financial position, financial performance and cash flows;
- Review performance of senior executives against approved objectives and key performance indicators;
- Ensure effective policies and procedures are in place to safeguard the integrity of the Company's financial reporting;
- Ensure that any significant risks facing the Company are identified and that appropriate risk management programs are in place to control and report on these risks;
- Ensure that the Company operates in accordance with laws, regulations, rules, professional standards and contractual obligations; and
- Report to Shareholders and other key stakeholders.
- Appointment of Board Subcommittees
- Appointment of the Chief Executive Officer position

BOARD CHARTER

The Board has put in place a Board Charter that specifies the powers and responsibilities of the Board. As per this Charter, the Board shall consist of no fewer than 6 members of which 1/3 of the members shall be Independent Directors as defined in the South Pacific Stock Exchange rules and regulations. A minimum of four Directors Meetings must be held every year and the quorum for the

meeting is four members, out of which one member must be an Independent Director.

The Charter provides that the Board will undertake self-assessment and review of the performance of the Chairman and individual Directors and Board Subcommittees.

CODE OF CONDUCT AND ETHICS FOR THE BOARD

The Board has put in place a Code of Conduct and Ethics for the Board to promote high ethical standards, professionalism, accountability and responsible decision making in the conduct of affairs of the Company.

BOARD MEMBERSHIP

The Company's Articles of Association sets out the rules on the appointment and removal of Directors. The Articles specify the Company should have a minimum of 3 Directors although the Board Charter adopted by the Board, specifies a minimum of 6 Directors. The SPX rules and regulations specify that 1/3 of the Directors shall be Independent Directors. Currently the Board consists of 9 Directors. 5 Directors are Founder Shareholder Directors, 3 Directors are Independent Directors and 1 Director nominated by the significant shareholder Fiji National Provident Fund.

Under the Articles of Association, 1/3 of the Directors must retire by rotation at the Annual General Meeting each year, but if eligible, may offer themselves for re-election.

BOARD COMMITTEES

The Board has constituted and put in place 3 Subcommittees to provide specific input and guidance in particular areas of Corporate Governance.

- Nominating and Governance Committee (NGC)
- Audit, Finance and Risk Committee (AFRC)
- Remuneration and Human Resource Committee (RHRC)

The Committees operate under specific Charters put in place by the Board. In order to fulfill its responsibilities, each Committee is empowered to seek any information it requires from employees and to obtain such independent legal or other professional advice it may deem necessary.

NOMINATING AND GOVERNANCE COMMITTEE CHARTER

The Committee consists of 5 members of the board. The committee is to meet as and when required but at least once every year, and the quorum at a meeting must be at least 3 members. The principal responsibilities of the Committee include - guiding the Board on Corporate Governance, advising on the size, composition and structure of the Board and Subcommittees, nomination and orientation of Directors, assessing the effectiveness of the Board Subcommittees, recommending fees to be paid to Directors and Chairman and recommending appointment of CEO position and terms of remuneration. The proceedings of the Committee are reported to the Board.

AUDIT, FINANCE AND RISK COMMITTEE CHARTER

The Committee comprise of 4 Directors, majority of whom shall be Independent Directors. The Committee meets at a minimum of four times every year and a quorum at the meeting must be 2 members. The primary responsibilities of the Committee are overseeing the integrity of the Company's financial statements, financial reporting processes, financial statement audits, compliance to legal and regulatory requirements, internal controls, risk management processes, internal audit and managing the relationship with the external auditors. The proceedings of the Committee are reported to the Board.

REMUNERATION AND HUMAN RESOURCE COMMITTEE CHARTER

The Committee comprise of 5 members of the Board. The Committee meets as and when required but at least once every year and the quorum at a meeting must be 2 members.

The primary responsibilities of the Committee are overseeing appropriate human resource policies and practices, establishment of policies and programs to attract, retain and motivate key employees, professional development of Senior Executives, overseeing compensation plans for the Chief Executive Officer and senior executive positions. The proceedings of the Committee are reported to the Board.

SHAREHOLDER CHARTER

The Board has put in place a Shareholder Charter which underpins the approach of the Board in serving the interest of the Shareholders. The principles in the

Charter comprise of delivering long term returns and values to Shareholders, good Corporate Governance, maintaining clear and open communication with Shareholders and the market, facilitating constructive Shareholder meetings and ethical and responsible decision making.

Pursuant to rule 60 of the SPX Listing Rules the Shareholder Charter includes Grievance Redressal Mechanism which outlines the approach to expeditiously handling and satisfactorily resolving all shareholder grievances.

REGISTER OF INTEREST

The Board has put in place a Register of Interest Policy for Directors. Under this policy the Directors are required to disclose any interest they may have in matters relating to the affairs of the Company. All interests declared are maintained in a Register of Interest & Conflict.

COMMUNICATIONS AND PUBLIC DISCLOSURES

The Board has put in place a Communication and Public Disclosure Policy. This is to ensure effective communication to the Company's Shareholders and the market. The Policy is to ensure key financial and material information is communicated to the market in a clear and timely manner. The Policy specifies information that needs to be classified as material and procedures for release of information to the market. Media relations and communications are the responsibility of the Chairman and the Chief Executive Officer. No information is to be released to the Market/ SPX without prior approval from the Chairman or the Deputy Chairman.

TRADE UNIONS AND COLLECTIVE BARGAINING POLICY

With guidance from the cornerstone shareholder International Finance Corporation, the Board put in place a Trade Unions and Collective Bargaining Policy. This policy protects the rights of employees to join a Trade Union and engage in collective bargaining on matters of interest and concern to employees. This Policy also ensures the Company comply in good faith to provisions in any Collective Agreement with a Trade Union representing Company Employees.

PREVENTION OF INSIDER TRADING

The Board has put in place a Prevention of Insider Trading Policy. The purpose of the policy is intended to prevent both intentional and unintentional acts of prohibited insider trading, maintenance of

confidentiality of price sensitive information relating to the listed security and promote compliance to Reserve Bank of Fiji Capital Markets Supervision Policy Statement No.10

DOCUMENT RETENTION POLICY

Pursuant to section 386 (2) of the Companies Act 2015 and rule 59 of the SPX Listing Rules, the Board has put in place a Document Retention Policy for the purpose of strengthening the Company's compliance with respect to the preservation of documents either permanently or with preservation period under statutory requirements.

RISK MANAGEMENT

The Board has put in place an Enterprise Risk Management Framework to identify and manage the risks the Company faces in the operating environment. These risks include:

1. Financial risks

This relates to the balance sheet structure, income statement (profitability) structure, credit risk, liquidity, market risks and foreign exchange risk;

2. Operational risks

This relates to internal fraud, external fraud, employment practices and OHS issues, innovation of products and business services, damage to physical assets, business operation, process management risk, duty of care, Innovation & Technology;

3. Business risks

This relates to risk in financial infrastructure, legal liability, regulatory compliance, competition, reputational and fiduciary risk, governance, and Strategic risk;

4. Event risks

This relates to political risks, contagion, banking crisis and other exogenous factors;

5. Environmental risks.

This relates to the threats that the Company and its Subsidiary may pose to the environment such as improper waste disposal, vehicle exhaust fumes emission, improper use and storage of ozone depleting substances, spillage of toxic substances and pollution;

6. Technology risks

This relates to disruption to computer systems and networks and Cyber attacks.

RISK APPETITE STATEMENT

The Board has put in place a Risk Appetite Statement (RAS) to serve as a guide for conduct of the Company's operations and investment activities. Through careful evaluation of the affects of risks on the Company's ability in achieving its strategic goals, the RAS is designed to articulate the level and the type of risks the Company will accept while conducting its operations.

RISK REGISTERS

The Company has put in place Risk Registers for each key functional areas and locations to identify risks, assign risk ratings and to identify mitigating measures to manage the risks. The Risk Registers are under constant review with formal reviews every quarter by the management and by the Audit, Finance and Risk Committee.

INTERNAL AUDIT

The Company has in place an internal audit function and separate department. The internal audit function reports to the Audit, Finance and Risk Committee.

Each year the internal audit program based on a 3 year rolling plan, is approved by the Committee. The programme of audits considers the most significant areas of business risk and is developed following discussions with senior management and the review of the business processes and findings of the strategic risk assessment.

The role of the internal audit is to:

- Assess the effectiveness of operational and accounting internal controls
- Provide the Board an independent assessment of the Company's internal controls, business processes and operating risks
- Assist the Board in meeting its Corporate Governance and regulatory responsibilities

MEETINGS OF THE BOARD & SUB COMMITTEES

During the financial year the Board and the various Sub Committees met four times and the Directors attendance are noted in the table below.

Board Member	Board		NGC		AFRC		RHRC	
	Number of Meetings		Number of Meetings		Number of Meetings		Number of Meetings	
	Held	Attended	Held	Attended	Held	Attended	Held	Attended
Dilip Khatri	5	5	2	2			2	2
Navin Patel	5	5	2	2	4	4	2	2
Suresh Patel	5	4						
Dinesh Patel	5	4	2	2			2	2
Satish Parshotam	5	5						
Jenny Seeto	5	5	2	2	4	4	2	2
David Evans	5	5	2	2	4	4		
Ratu Aisea Vosailagi	5	3			4	2	2	2
Suliano Ramanu*	5	3						
Ashwin Pal**	5	1						

* Suliano Ramanu resigned as a Director on 23rd November 2020. (FNPF Nominated Director)

** Ashwin Pal appointed as a Director on 01st December 2020. (FNPF Nominated Director)

2020 ANNUAL GENERAL MEETING



Vision Investments Limited 2020 annual general meeting at Vision Motors

2021 STRATEGY MEETING



Senior management group at the 2021 Strategy meeting at GPH

100 YEARS COMMEMORATION



100 years celebrations with Customers at Courts Rodwell Rd, Suva

HELPING OUR COMMUNITIES



Monetary contribution of \$250,000 to the Prime Minister's Cyclone Yasa Relief Fund used to resurrect and rebuild communities that have been most severely impacted



Supporting Sports Tournament for unemployed youth organised by the Southern Division Community Policing Unit with income generating products as prizes worth \$10,000



Donation of an Esky Cooler to Taveuni hospital laboratory for COVID-19



Donation of a Refrigerator to our senior citizens at Father Law Home to store food and medicine

HELPING OUR COMMUNITIES



Blood Drive organized during Courts Outside Broadcasts



HomeBiogas system demonstration at Courts Nakasi



Home & backyard farming program, focused on food security and nourishment using recycled containers and kitchen waste as manure



Empowering women entrepreneurs in Rabi Island



Supporting women entrepreneurs during SPBD 10th Anniversary celebrations.

HELPING OUR COMMUNITIES



Contribution towards Marist Convent Primary School children facing financial difficulties due to COVID-19

HEALTH & WELLNESS



Community medical screening at Courts & SportsWorld Outlets



Cardio activities - Zumba at SportsWorld Nakasi

SPONSORSHIPS & SPORTS



2020 Courts IDC pool draw



2020 Courts IDC official opening speech by the Hon. Prime Minister Voreqe Bainimarama



2020 Courts IDC prize giving ceremony by the Hon. Attorney-General Aiyaz Sayed-Khaiyum



2020 Courts IDC premier division winners Babasiga Lions



2020 Courts IDC senior division winners Nadroga

NEW STORE OPENINGS



The new look #Lelo Courts store at Tebara Plaza Nakasi



Courts & SportsWorld shop at USP



New SportsWorld and Essentials shop-in-shop at Courts Rodwell Rd Suva

IN-STORE ACTIVATION



Fiji Day 50th Anniversary celebrations



Pinktober in support of breast cancer



In-Store Cookery Demonstrations



In-store Facebook OB

SUPPORTING SUSTAINABLE GREEN ECONOMY



Installation of 1KW Scroll Wind Turbines at Nananu-I-Ra, Rakiraki



Hilton Fiji Resort & Spa, Denarau Island



Jack's Garments Factory



Residential Solar System at Pacific Harbour

SUPPORTING SUSTAINABLE GREEN ECONOMY



Home & backyard
farming program



HomeBiogas demonstration at Tuvurara Settlement, Savusavu

30

YEARS SERVICE



30 YEARS
KASANITA RAINIBOGI

OUR TEAM IS
OUR STRENGTH

25

YEARS SERVICE



25 YEARS
ROMIKA PRASAD



25 YEARS
KAMINI LATA



25 YEARS
RANJLYN KUMAR



25 YEARS
UMLESH LATA

20

YEARS SERVICE



20 YEARS
MANUELI FIU



20 YEARS
SHAROOM HUSSAIN



20 YEARS
SIMIONE RANAWAKANA



20 YEARS
PENI TUIBUSA

CORPORATE DIRECTORY

List of Directors:

1. Mr Dilip Khatri (Chairman)
2. Mr Navin Patel (Deputy Chairman)
3. Mr Suresh Patel
4. Mr Dinesh Patel
5. Mr Satish Parshotam
6. Mr Ratu Aisea Waka Vosailagi (Independent)
7. Mr David Evans (Independent)
8. Ms Jenny Seeto (Independent)
9. Mr Ashwin Pal

Chief Executive Officer: Mr P L Munasinghe

Chief Operating Officer: Mr Sanjesh Prasad

Company Secretary: Mr Niraj Bhartu

Company No: 1363

Company Tin: 50-01532-0-0

Solicitors: Parshotam Lawyers
Sherani & Co
Howards Lawyers

Auditors: PricewaterhouseCoopers (PwC)
DFK Mayberry Chartered Accountants (PNG)

Bankers: Westpac Banking Corporation (WBC - Fiji)
Bank of South Pacific Limited (BSP - PNG)

Registered Office: Level 2 Vivrass Plaza
Lot 1 Corner of Ratu Dovi Road and Kaua Road
Laulala Beach Estate
Suva

Contact Information: Telephone number: 8925 989
Email: info@vil.com.fj
Website: www.vil.com.fj

Security Register: Security Register:
Central Share Registry Pte Limited
Shop 1 and 11, Sabrina Building
Victoria Parade
GPO Box 11689
Suva, Fiji

Telephone number: 330 4130



 **VISION**
INVESTMENTS LIMITED

